



## Semen Market Survey 2022 Results

**In 2022 the data is presented in a calendar year format**

*This information was historically a financial year. From 2021 the format is a calendar year as agreed by participants*

**Thank you to the Survey Participants for supplying their information**

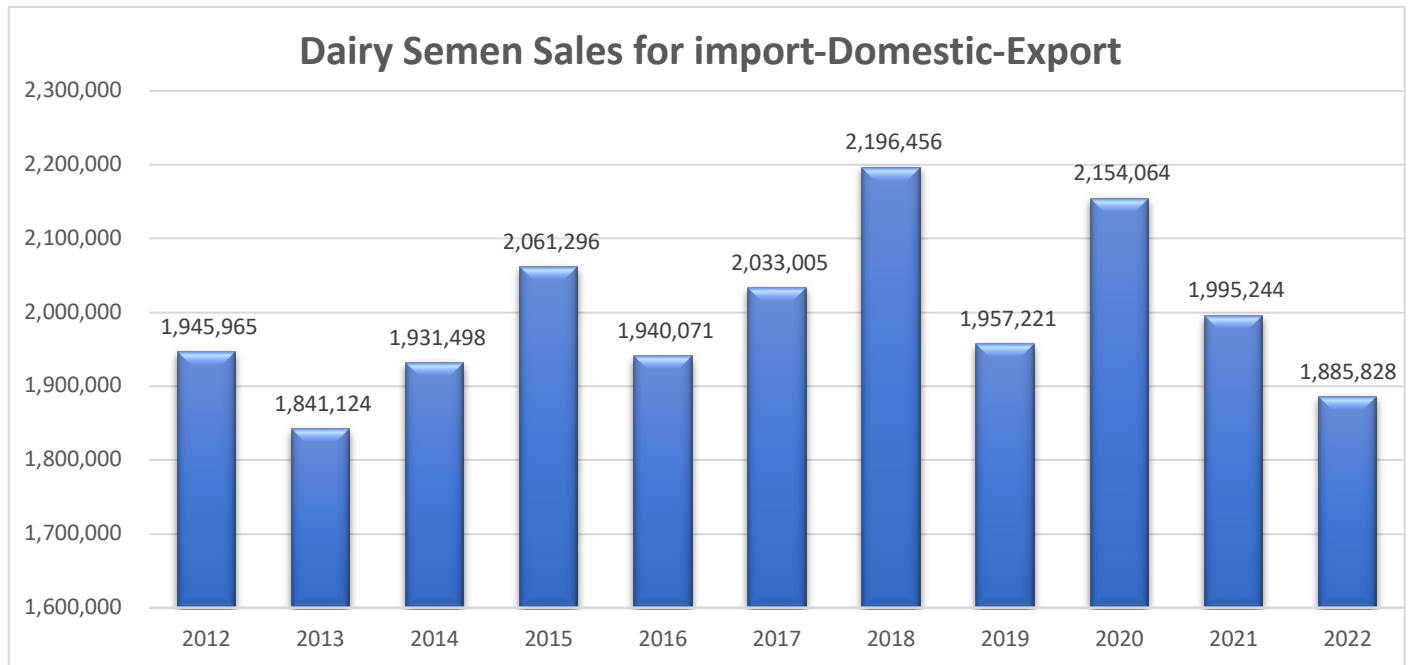
**Dairy:**

ABS Australia | Agrigene | Alta Genetics | LIC | Semex | ST Genetics Australia | GAC - TLG | Viking Genetics | World Wide Sires

**Beef:**

ABS Australia | Agrigene | Alta Genetics | LIC | Rocky Repro | Semex | ST Genetics Australia | GAC -TLG | Viking Genetics | World Wide Sires

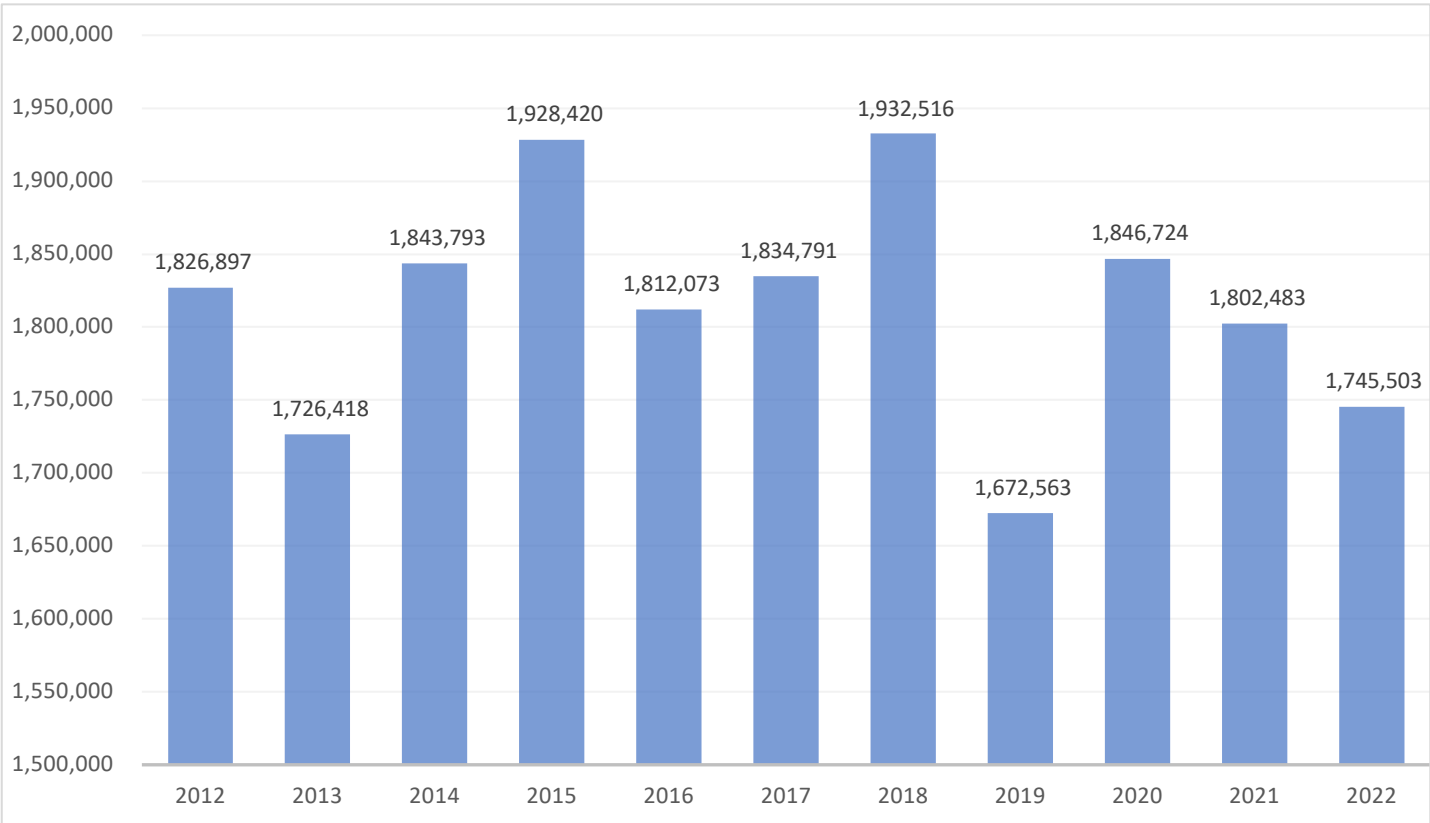
### Total Dairy Semen Sales for Import-Domestic-Export



*This information was historically a financial year. At 2021 the format is a calendar year as agreed by participants*

**Information Supplied by:** National Herd Improvement Association of Australia Inc. Tel: 1300 844 220 | Email: [sara@nhia.org.au](mailto:sara@nhia.org.au)

### Total Dairy Semen Sales for Import-Domestic

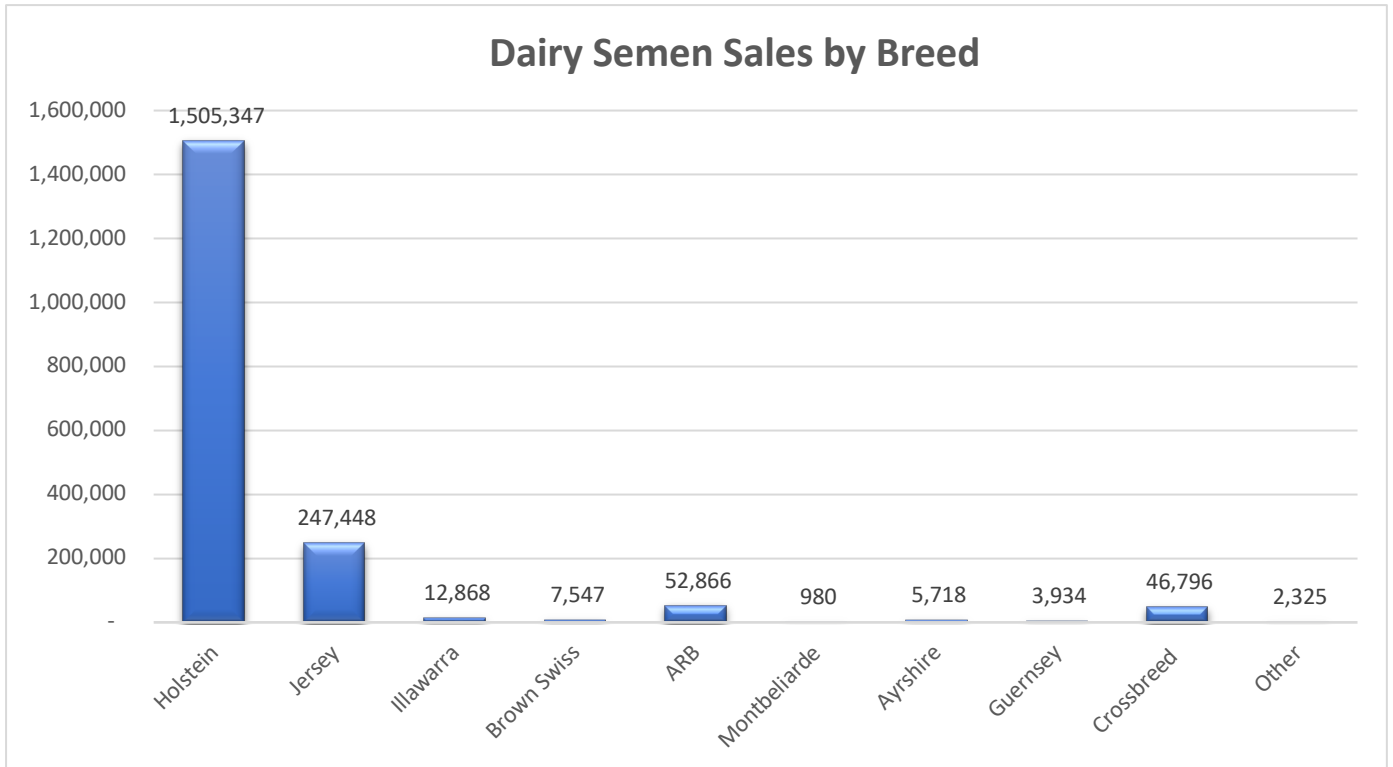


Note: Excludes Export from table on page one (1)

### Total Dairy Semen Sales by breed for Import, Domestic and Export

This information was historically a financial year. At 2021 the format is a calendar year as agreed by participants

Information Supplied by: National Herd Improvement Association of Australia Inc. Tel: 1300 844 220 | Email: [sara@nhia.org.au](mailto:sara@nhia.org.au)



Note: The next table shows a year on year snapshot

This information was historically a financial year. At 2021 the format is a calendar year as agreed by participants

Information Supplied by: National Herd Improvement Association of Australia Inc. Tel: 1300 844 220 | Email: [sara@nhia.org.au](mailto:sara@nhia.org.au)

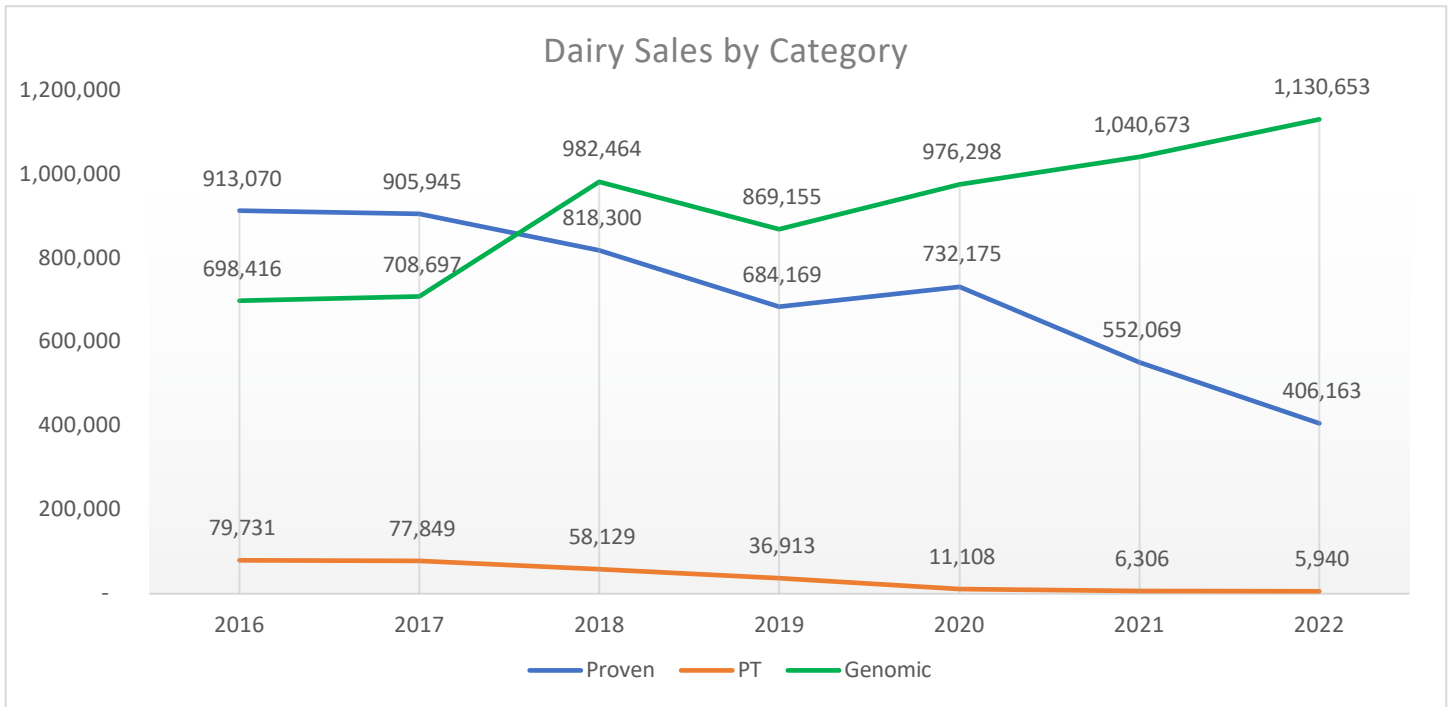
## Dairy Semen Sales by Breed – Year on Year Comparison

	2015	2016	2017	2018	2019	2020	2021	2022
<b>Holstein</b>	1,597,106	1,516,992	1,609,595	1,733,733	1,521,883	1,735,095	1,595,969	1,505,347
<b>Jersey</b>	327,186	270,795	281,648	301,945	287,231	268,265	235,967	247,448
<b>Illawarra</b>	12,281	14,540	11,216	16,845	10,841	9,603	12,355	12,868
<b>Brown Swiss</b>	15,351	12,545	11,832	11,481	8,982	7,040	8,742	7,547
<b>ARB</b>	55,180	48,210	58,512	67,151	65,797	72,341	81,343	52,866
<b>Montbeliarde</b>	2,563	2,736	1,972	1,770	2,061	1,166	1,385	980
<b>Ayrshire</b>	9,193	13,671	8,427	7,251	6,647	5,808	6,304	5,718
<b>Guernsey</b>	4,374	6,043	3,707	5,012	4,781	4,098	5,381	3,934
<b>Corssbred</b>	34,577	48,475	41,375	43,278	43,207	43,626	44,461	46,796
<b>Other</b>	3,485	6,091	4,721	7,990	5,791	7,022	3,337	2,325
<b>Total</b>	<b>2,061,296</b>	<b>1,940,098</b>	<b>2,033,005</b>	<b>2,196,456</b>	<b>1,957,221</b>	<b>2,154,064</b>	<b>1,995,244</b>	<b>1,885,829</b>

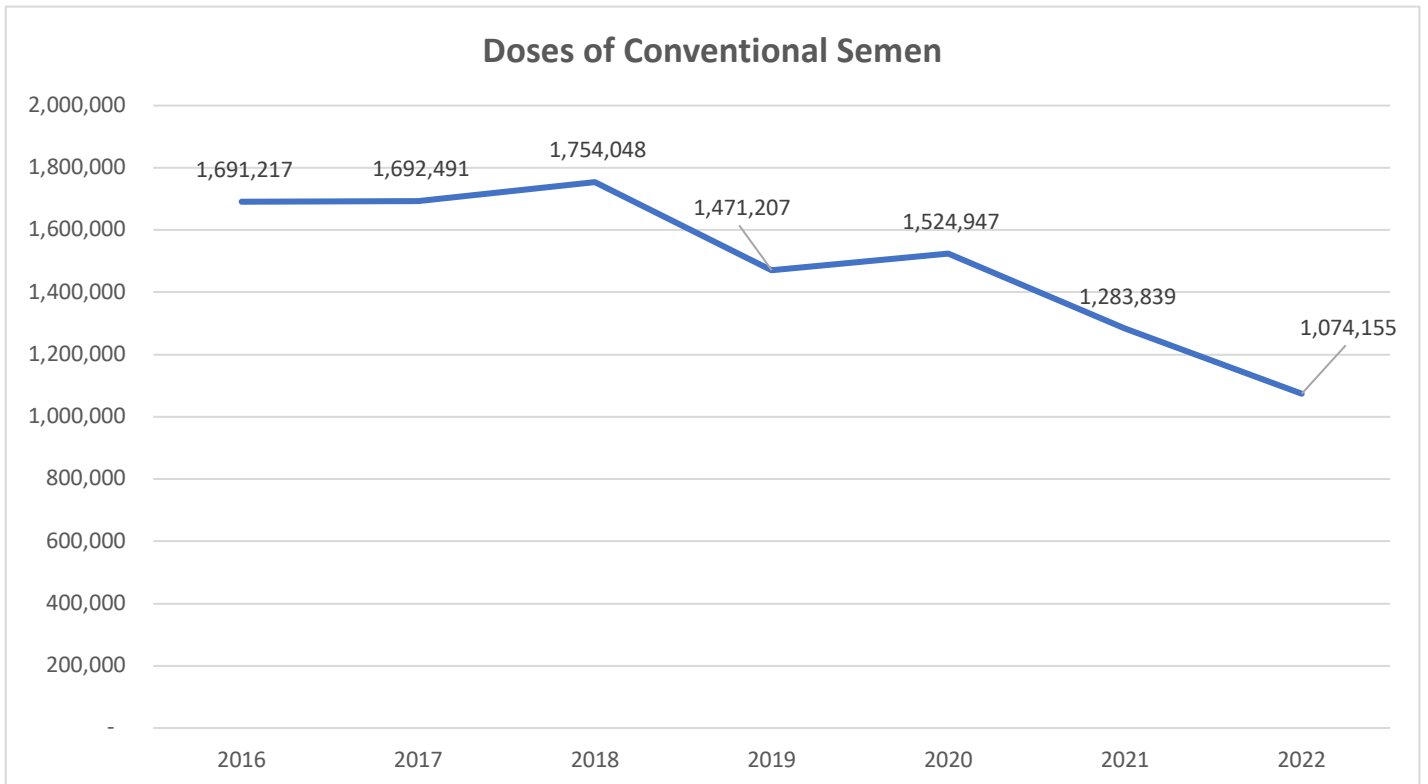
This information was historically a financial year. At 2021 the format is a calendar year as agreed by participants

Information Supplied by: National Herd Improvement Association of Australia Inc. Tel: 1300 844 220 | Email: [sara@nhia.org.au](mailto:sara@nhia.org.au)

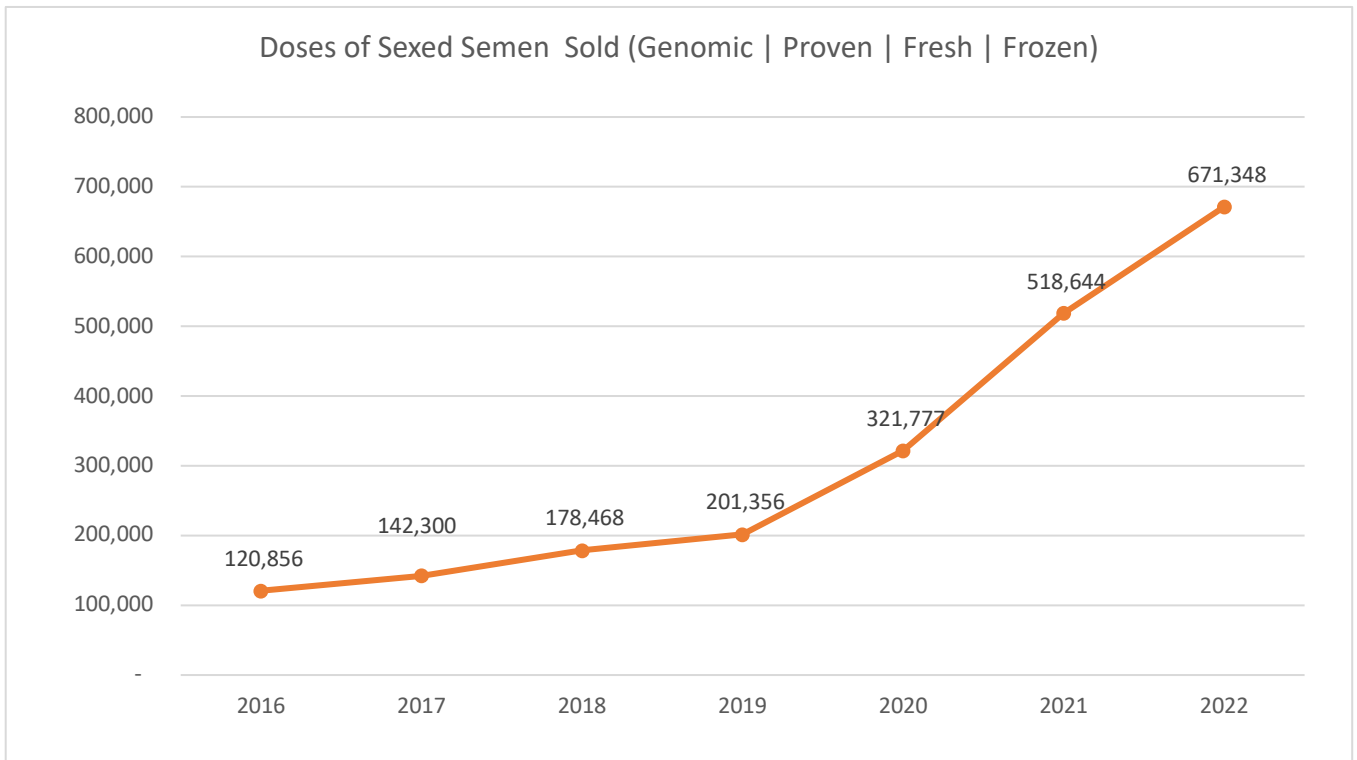
### Dairy Semen Sales by Category



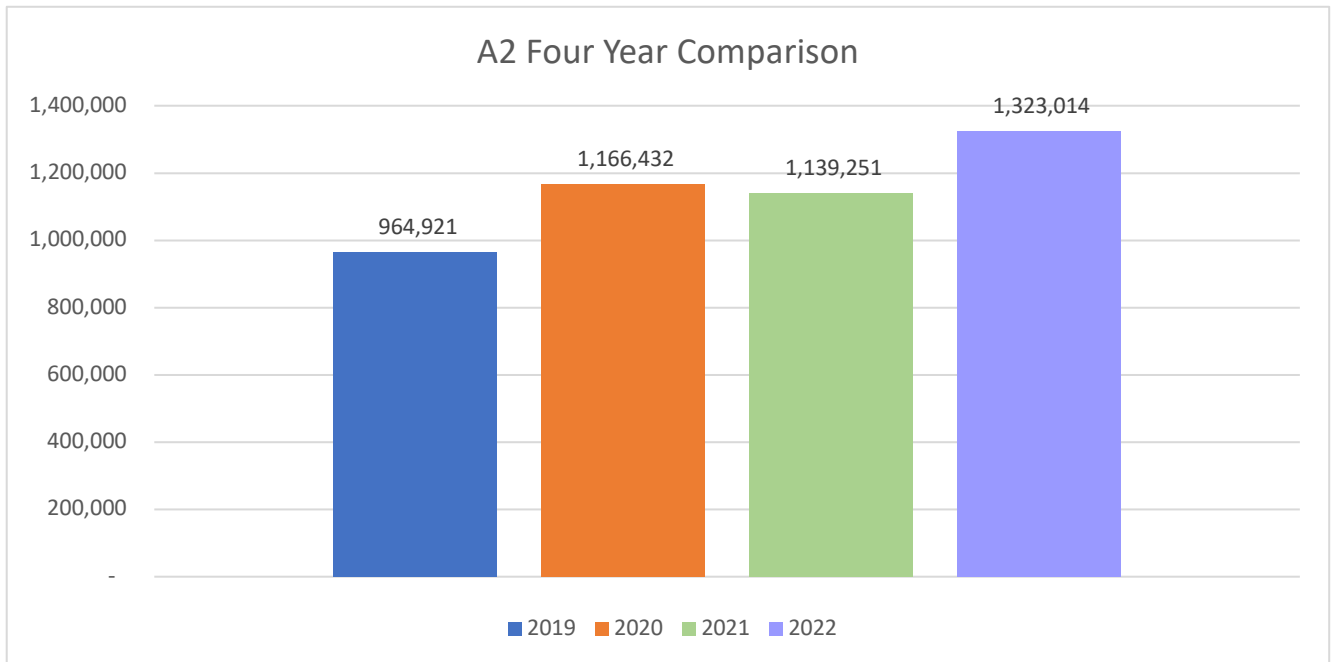
### Doses of Conventional Semen Imported and Domestic



## Doses of Sexed Semen Sold Imported and Domestic



## Percentage of total doses of semen sold from bulls genomically selected for A2

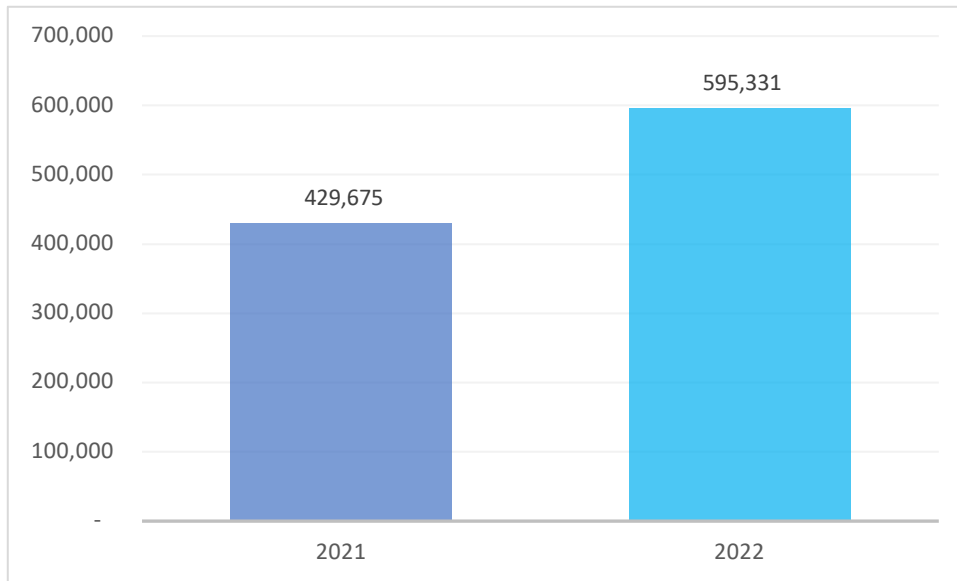


Note: 2019 was the beginning of measuring A2. The chart represents the four years where data has been captured.

This information was historically a financial year. At 2021 the format is a calendar year as agreed by participants

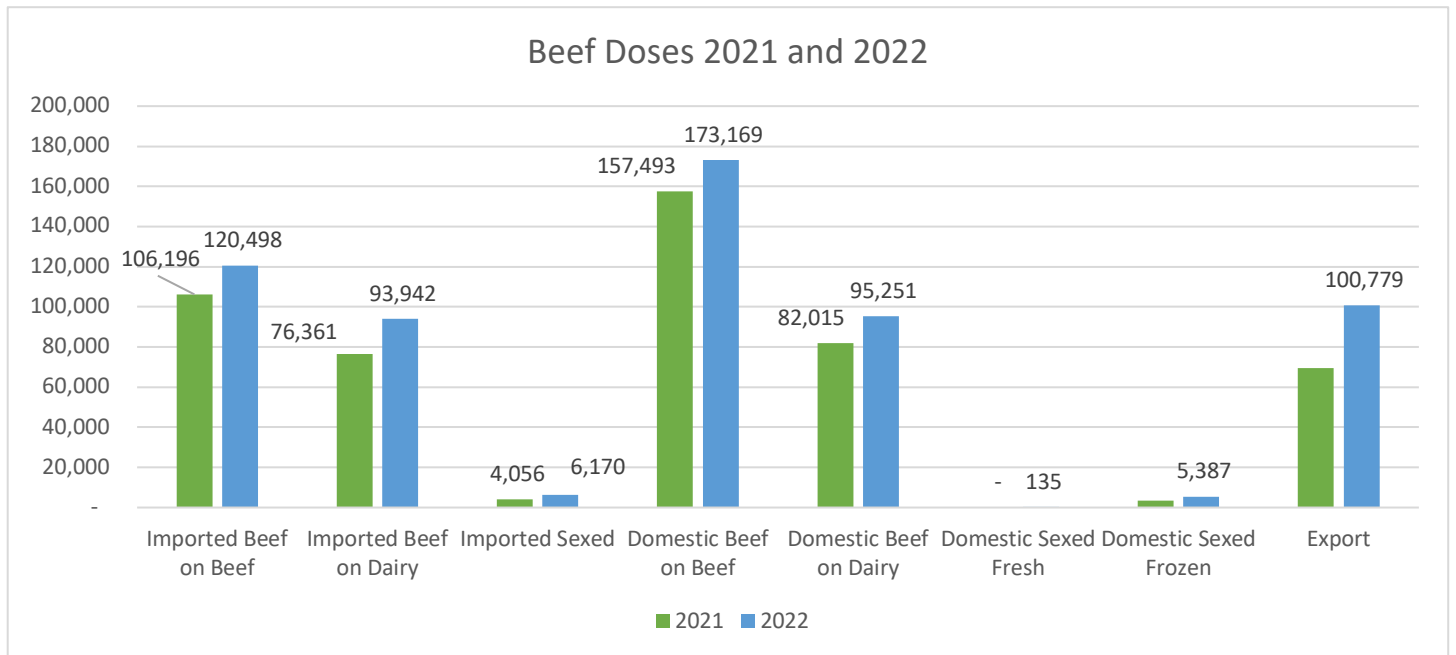
Information Supplied by: National Herd Improvement Association of Australia Inc. Tel: 1300 844 220 | Email: [sara@nhia.org.au](mailto:sara@nhia.org.au)

## Import and Domestic Beef Doses 2021 and 2022



## Beef Doses - Domestic and Import - Export

There was a change made on data moved from import beef on dairy to domestic beef on dairy

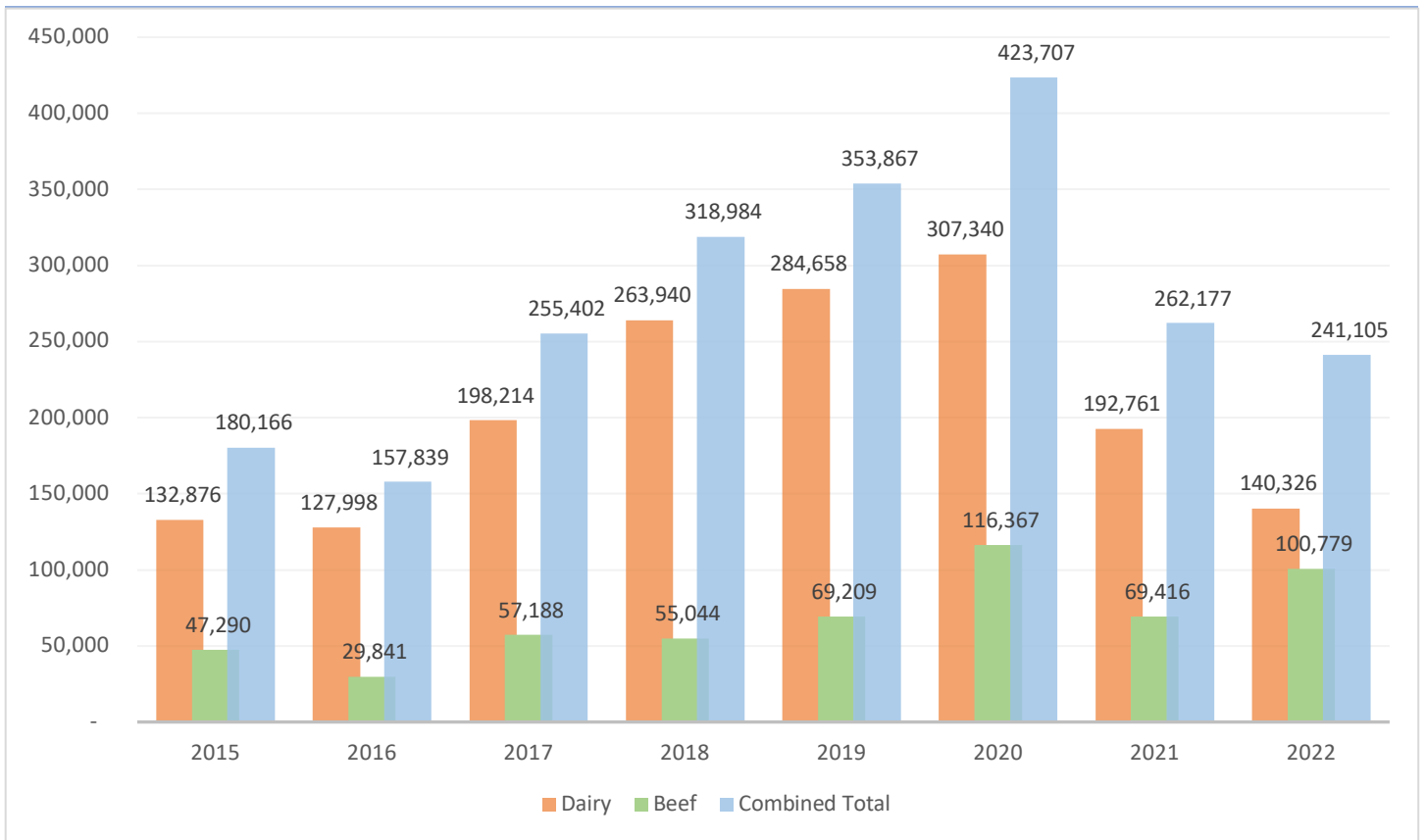


Note: 2021 was the beginning capturing beef in the above categories.

This information was historically a financial year. At 2021 the format is a calendar year as agreed by participants

Information Supplied by: National Herd Improvement Association of Australia Inc. Tel: 1300 844 220 | Email: [sara@nhia.org.au](mailto:sara@nhia.org.au)

## Export – Dairy and Beef Doses



*This data is proudly procuded by NHIA.*

**Thank you to the supporting companies who supplied their data to track this vaulable information.**

**Dairy Participants**

ABS Australia | AgriGene | Alta Genetics | LIC | Semex | ST Genetics Australia | GAC - TLG | Viking Genetics | World Wide Sires

**Beef Participants**

ABS Australia | Agrigene | Alta Genetics | LIC | Rocky Repro | Semex | ST Genetics Australia | GAC -TLG | Viking Genetics | World Wide Sires

**This information was historically a financial year. At 2021 the format is a calendar year as agreed by participants**

**Information Supplied by:** National Herd Improvement Association of Australia Inc. Tel: 1300 844 220 | Email: [sara@nhia.org.au](mailto:sara@nhia.org.au)