



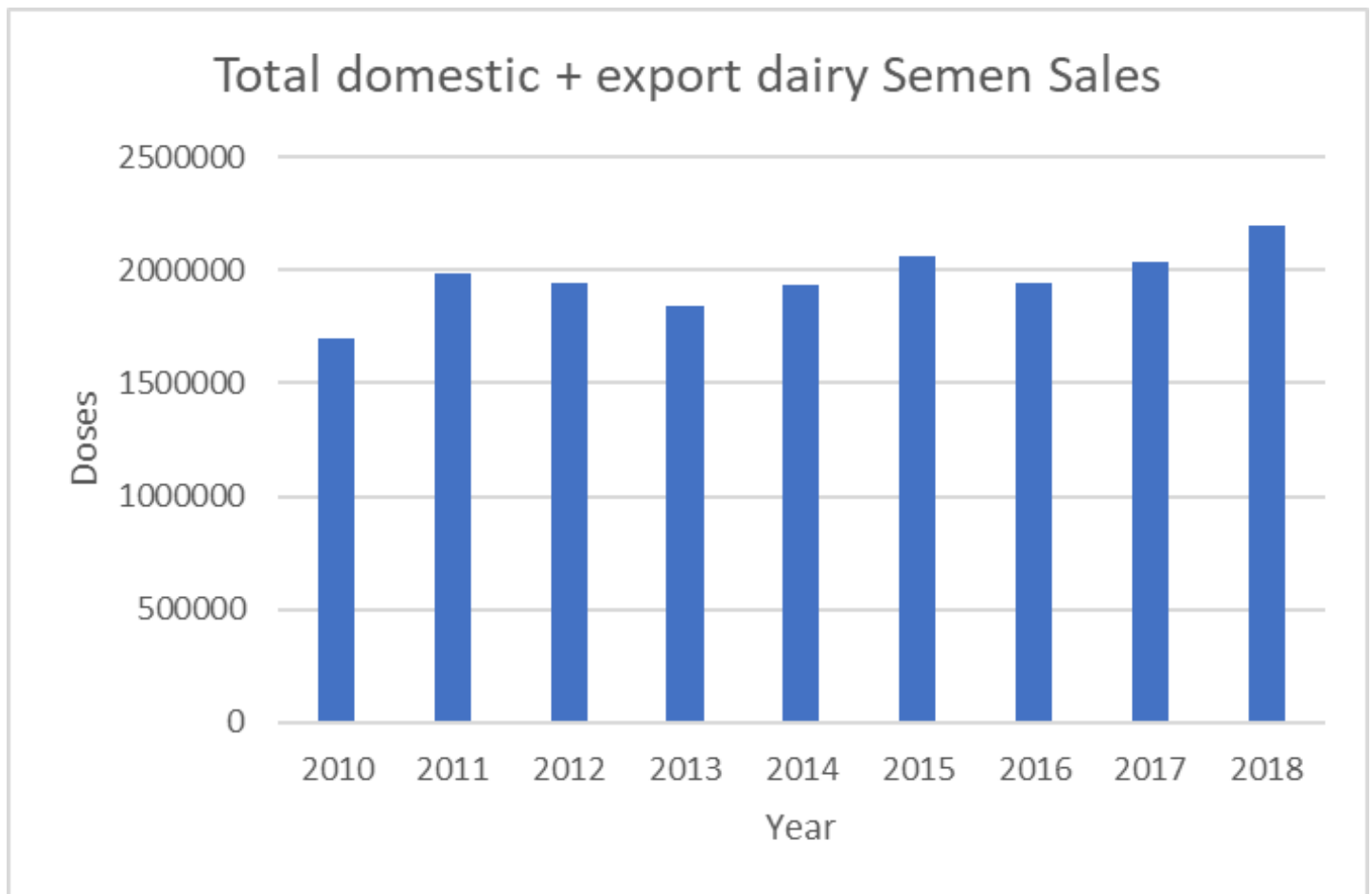
Semen Market Survey 2018 Summary

Sales period: 01 July 2017 to 30 June 2018

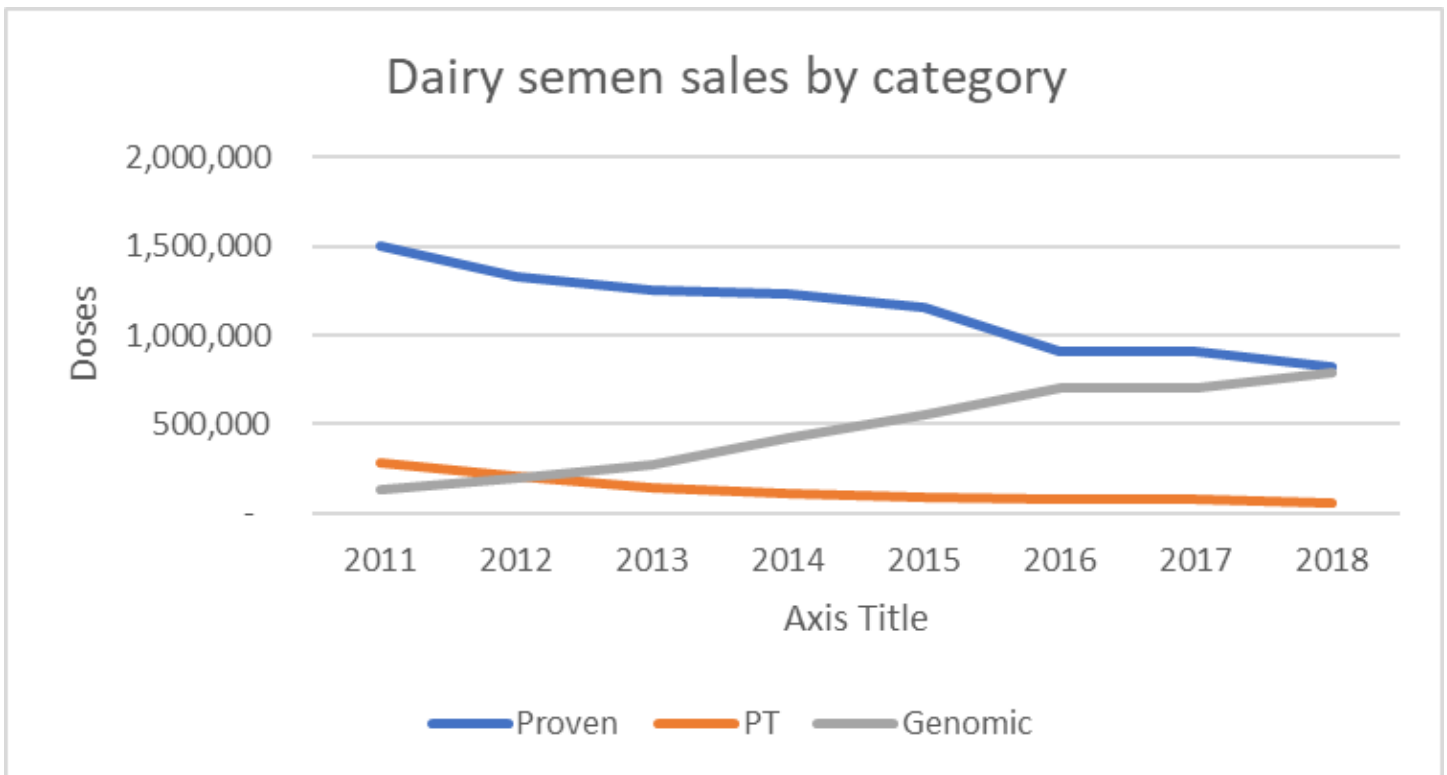
Survey participants:

Dairy: ABS Australia, Agrigene, Alta Genetics, CRV Australia, Genetics Australia, LIC, Semex, STGenetics Australia, Total Livestock Genetics, Viking Genetics and World Wide Sires.

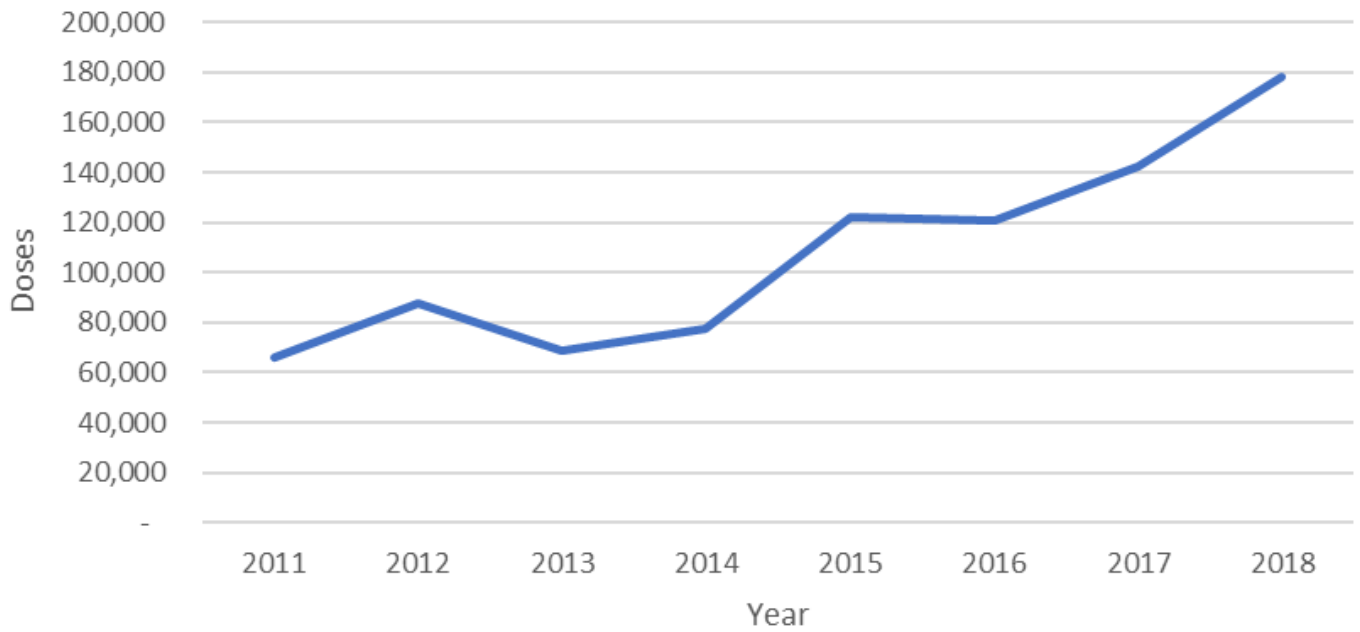
Beef: ABS Australia, Agrigene, Alta Genetics, Genetics Australia, Semex, STGenetics Australia and World Wide Sires.



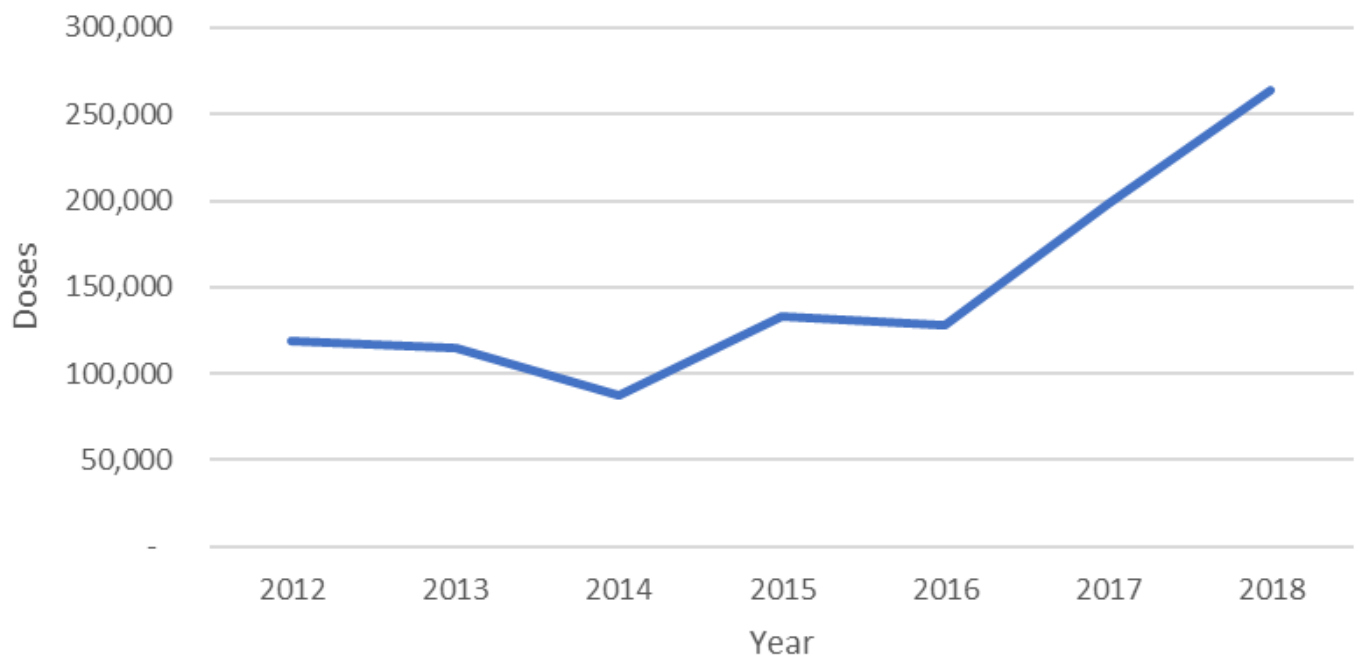
Dairy Sales by Breed by year									
	2010	2011	2012	2013	2014	2015	2016	2017	2018
Holstein	1,334,892	1,530,057	1,525,776	1,470,581	1,498,275	1,597,106	1,516,992	1,609,595	1733733
Jersey	250,873	278,307	277,744	235,391	294,569	327,186	270,795	281,648	301945
Illawarra	11,578	57,584	30,738	12,738	11,915	12,281	14,540	11,216	16845
Brown Swiss	12,897	15,292	17,581	18,552	17,965	15,351	12,545	11,832	11481
ARB	54,809	51,897	55,487	61,083	56,842	55,180	48,210	58,512	67151
Montbeliarde	4,322	8,556	8,106	7,563	6,852	2,563	2,736	1,972	1770
Ayrshire	8,841	11,734	8,692	8,530	7,378	9,193	13,671	8,427	7251
Guernsey	4,164	5,431	5,759	3,058	4,878	4,374	6,043	3,707	5012
Kiwi Friesian	10,826	14,794	14,105	20,560	29,246	34,577	48,475	41,375	43278
Other	2,605	12,053	1,977	3,068	3,578	3,485	6,091	4,721	7990
Total sales	1,695,807	1,985,705	1,945,965	1,841,124	1,931,498	2,061,296	1,940,098	2,033,005	2196456



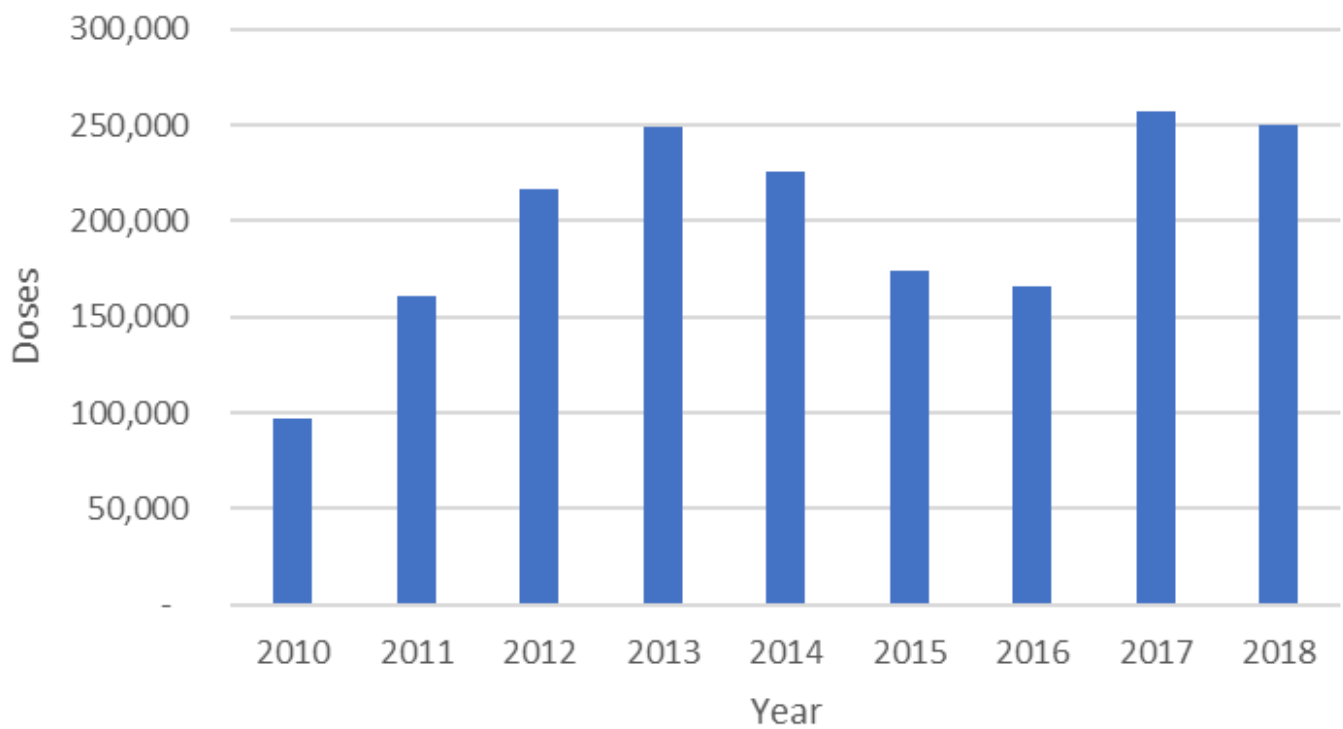
Doses of sexed dairy semen sold



Dairy semen exported from Australia



Total domestic + export beef semen sales



Report Prepared by the National Herd Improvement Association of Australia Inc.

www.nhia.org.au