



Semen Market Survey 2014 Summary

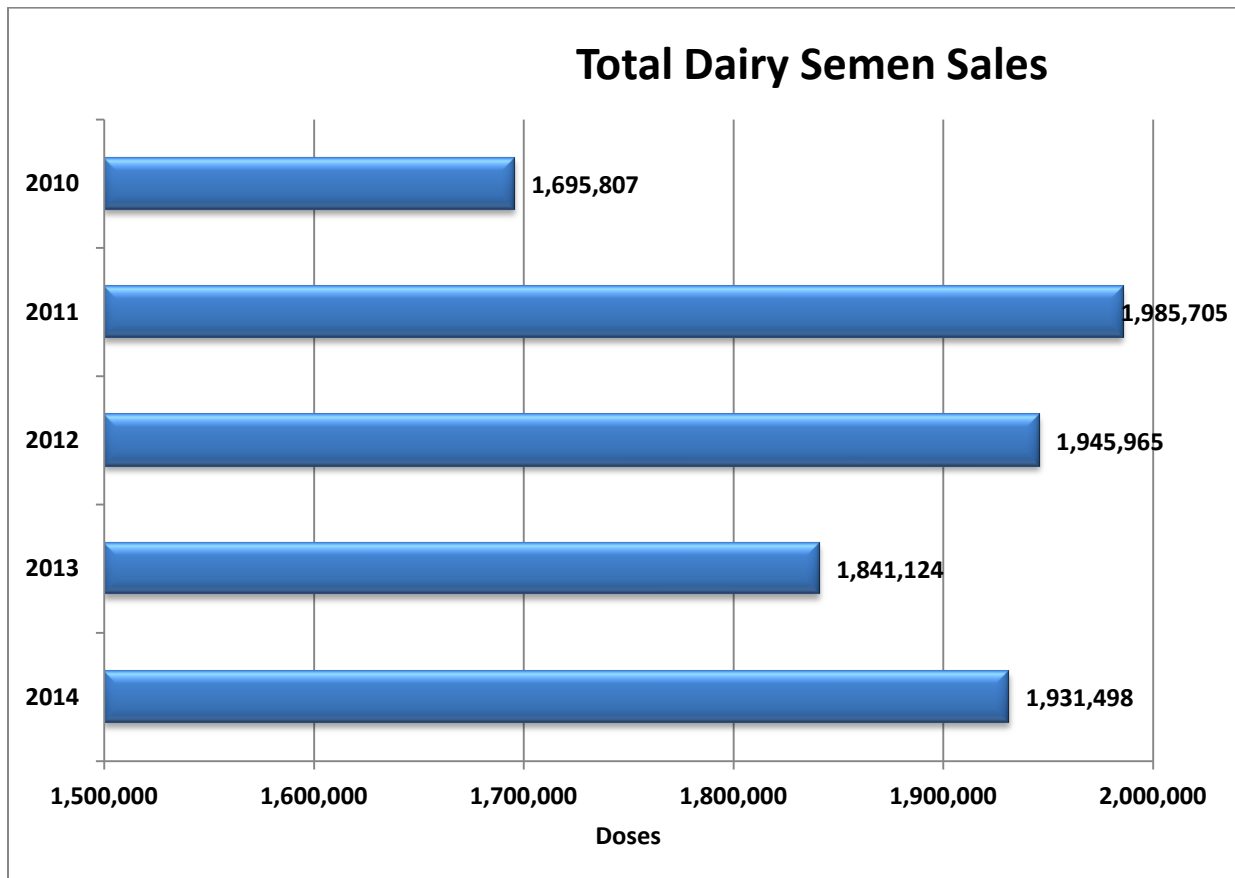
Sales period: 01 July 2013 – 30 June 2014

Survey participants:

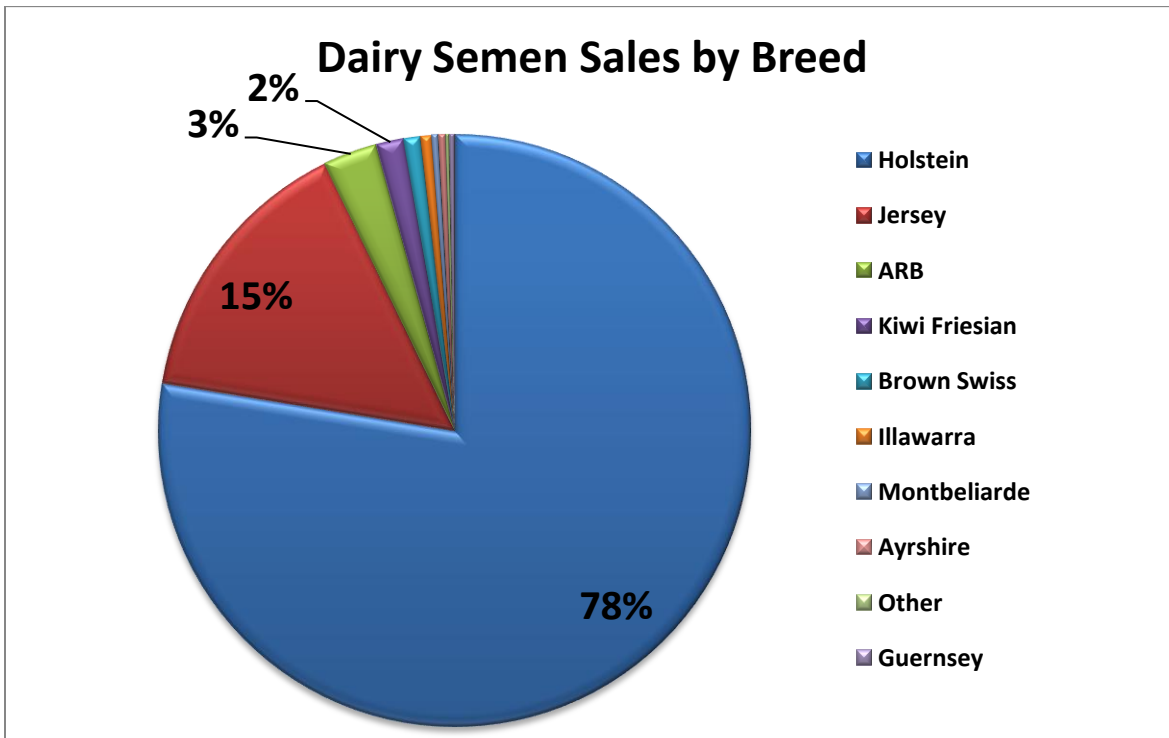
Dairy: ABS Australia, Agrigene, Alta Genetics, CRV Australia, Genetics Australia, Genervations, LIC, Semex, Sedgewick Breeding Services, Viking Genetics, World Wide Sires and North-East Genetics.

Beef: ABS Australia, Agrigene, Alta Genetics, CRV Australia, Genetics Australia, LIC, Rocky Repro, Semex, and Sedgewick Breeding Services.

Total Dairy Semen Sales (Units)



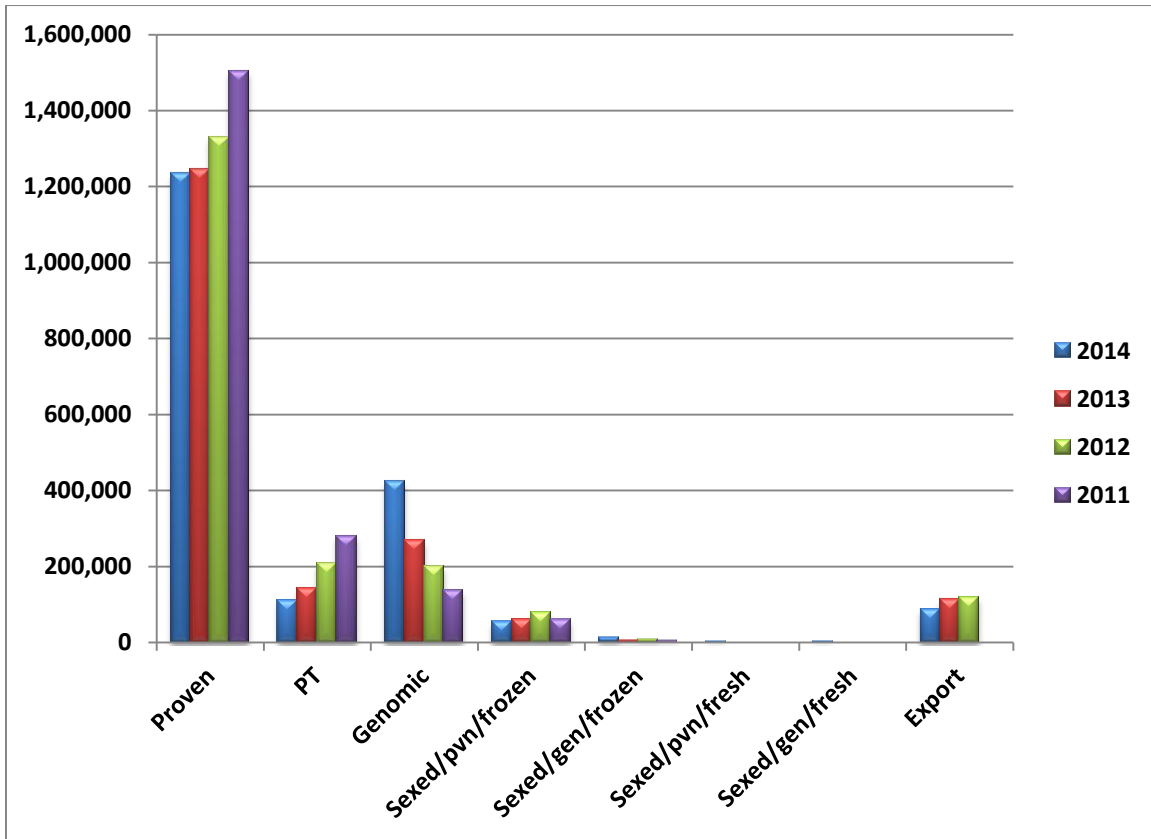
Dairy Breed Totals



Dairy Sales by Breed

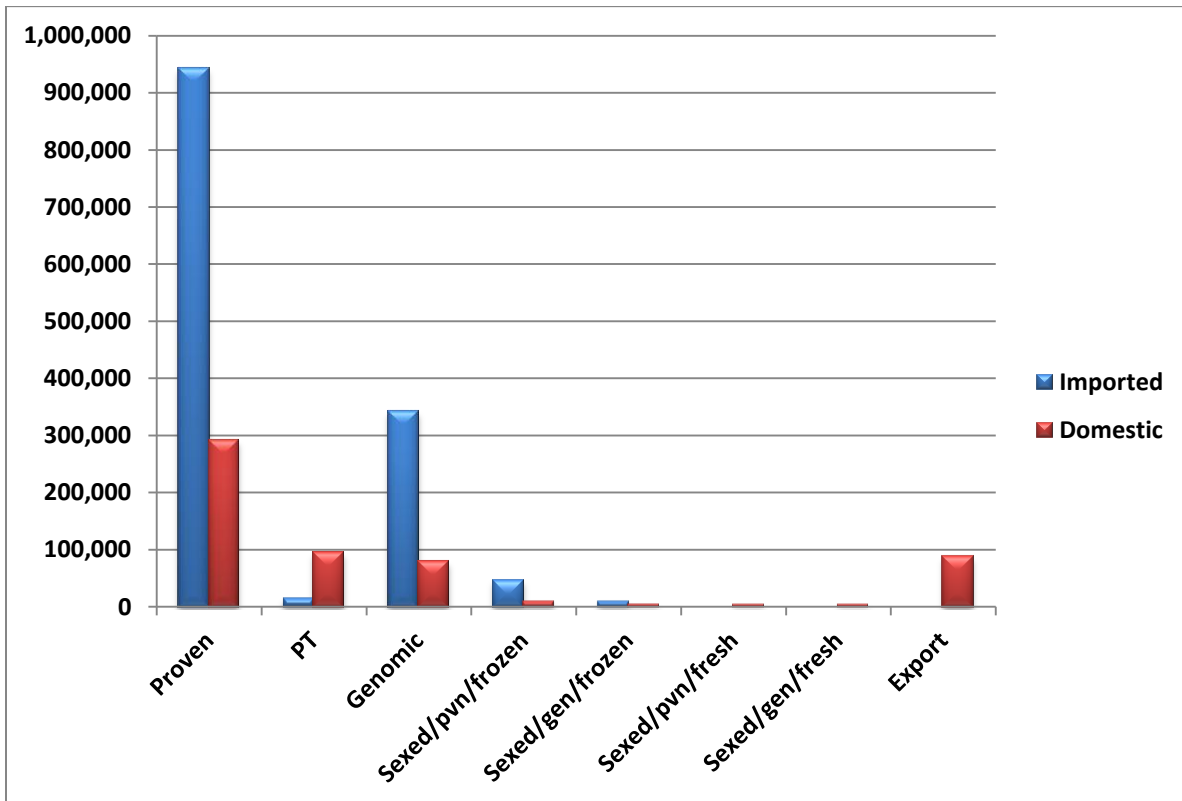
	2014	2013	2012	2011	2010
Holstein	1,498,275	1,470,581	1,525,776	1,530,057	1,334,892
Jersey	294,569	235,391	277,744	278,307	250,873
ARB	56,842	61,083	55,487	51,897	54,809
Illawarra	11,915	12,738	30,738	57,584	11,578
Brown Swiss	17,965	18,552	17,581	15,292	12,897
Kiwi Friesian	29,246	20,560	14,105	14,794	10,826
Ayrshire	7,378	8,530	8,692	11,734	8,841
Montbeliarde	6,852	7,563	8,106	8,556	4,322
Guernsey	4,878	3,058	5,759	5,431	4,164
Other	3,578	3,068	1,977	12,053	2,605
	1,931,498	1,841,124	1,945,965	1,985,705	1,695,807

Dairy Sales by Category



	2014	2013	2012	DIFFERENCE
Proven	1,233,892	1,247,647	1,330,500	-13,755
PT	110,185	142,381	208,392	-32,196
Genomic	422,459	267,936	200,308	154,523
Sexed/pvn/frozen	55,643	62,038	79,279	-6,395
Sexed/gen/frozen	13,435	6,416	8,418	7,019
Sexed/pvn/fresh	4,058	-	-	4,058
Sexed/gen/fresh	4,121	-	-	4,121
Export	87,705	114,706	119,068	-27,001
	1,931,498	1,841,124	1,945,965	90,374

Dairy Semen Sales – Imported/Domestic



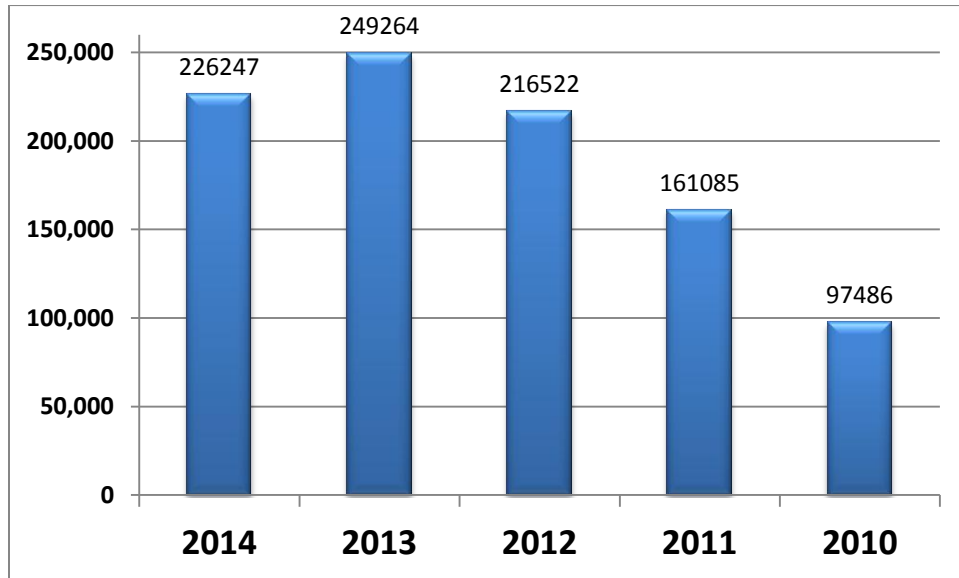
ORIGIN	CATEGORY	2014 UNITS	%	2013 UNITS	%	2012 UNITS	%	2011 UNITS	%
Imported	Proven	941,909	48.8%	912,850	49.6%	959,323	49.3%	944,349	47.5%
Imported	Progeny Test	14,477	0.7%	17,812	1.0%	65,506	3.4%	53,601	2.7%
Imported	Genomic	342,741	17.7%	223,325	12.1%	159,328	8.2%	105,842	5.3%
Imported	Sexed Proven	46,662	2.4%	56,477	3.1%	73,720	3.8%	60,905	3.1%
Imported	Sexed Genomic	9,098	0.5%	3,636	0.2%	7,052	0.3%	5,016	0.3%
Sub-Total		1,354,887	70.2%	1,214,100	65.9%	1,264,929	65.0%	1,169,713	58.9%
Domestic	Proven	291,983	15.1%	334,797	18.2%	371,177	19.1%	559,671	28.2%
Domestic	Progeny Test	95,708	5.0%	124,569	6.8%	142,886	7.3%	225,786	11.4%

Domestic	Genomic	79,718	4.1%	44,611	2.4%	40,980	2.1%	30,535	1.5%
Domestic	Sexed Proven Frozen	8,981	0.5%	5,561	0.3%	5,559	0.3%	0	0%
Domestic	Sexed Proven Fresh	4,058	0.2%	0*	0%	0*	0%	0*	0%
Domestic	Sexed Genomic Frozen	4,337	0.2%	2,780	0.2%	1,366	0.1%	0	0%
Domestic	Sexed Genomic Fresh	4,121	0.2%	0*	0%	0*	0%	0*	0%
Domestic	EXPORT	87,705	4.5%	114,706	6.2%	119,068	6.1%	0*	0%
Sub-Total		576,611	29.8%	627,024	34.1%	681,036	35.0%	815,992	41.1%
TOTAL		1,931,498	100%	1,841,124	100%	1,945,965	100%	1,985,705	100%

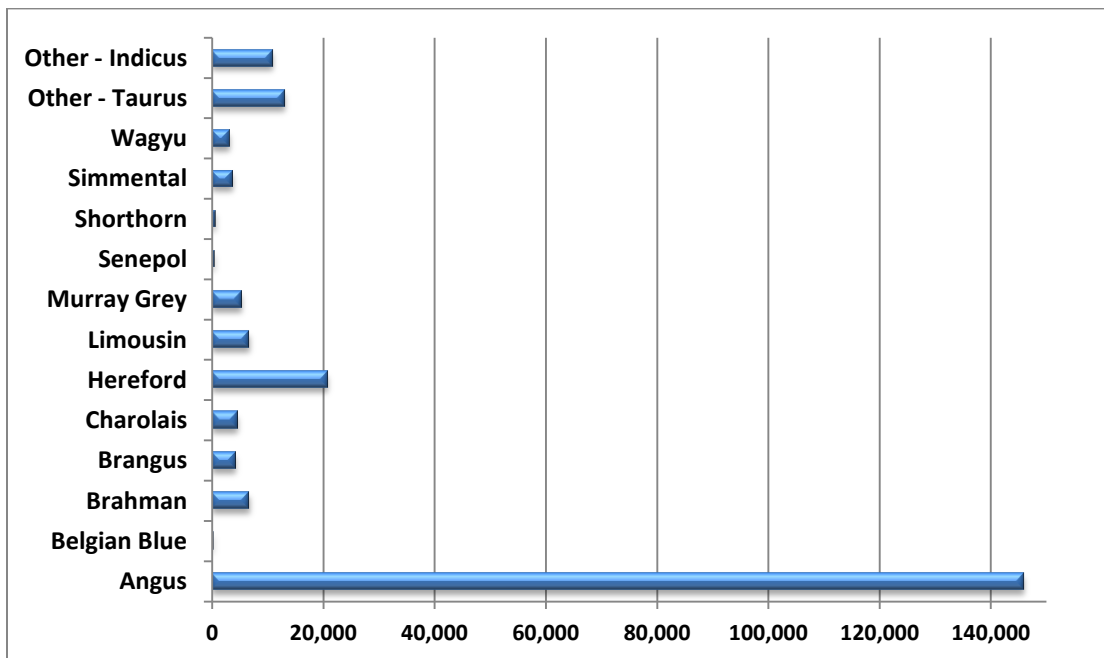
Numbers of Bulls

	Holstein	Jersey	ARB
Imported Proven	600	143	51
Imported PT	8	8	6
Imported Genomic	368	75	0
Imp Sexed/Proven/Frozen	124	22	5
Imp Sexed/Gen/Frozen	37	3	2
Domestic Proven	144	66	33
Domestic PT	147	27	38
Domestic Genomic	93	52	0
Dom Sexed/Proven/Frozen	19	6	1
Dom Sexed/Gen/Frozen	9	3	0
Dom Sexed/Proven/Fresh	10	1	0
Dom Sexed/Gen/Fresh	9	0	0
Total	1568	406	136

Beef Semen Sales (Units)



Beef Semen Sales by Breed



For further information contact:

Carol Millar – General Manager

National Herd Improvement Association of Australia Inc. Tel: 03 9742 7244 Email: carol@nhia.org.au



