



Semen Market Survey 2013 Summary

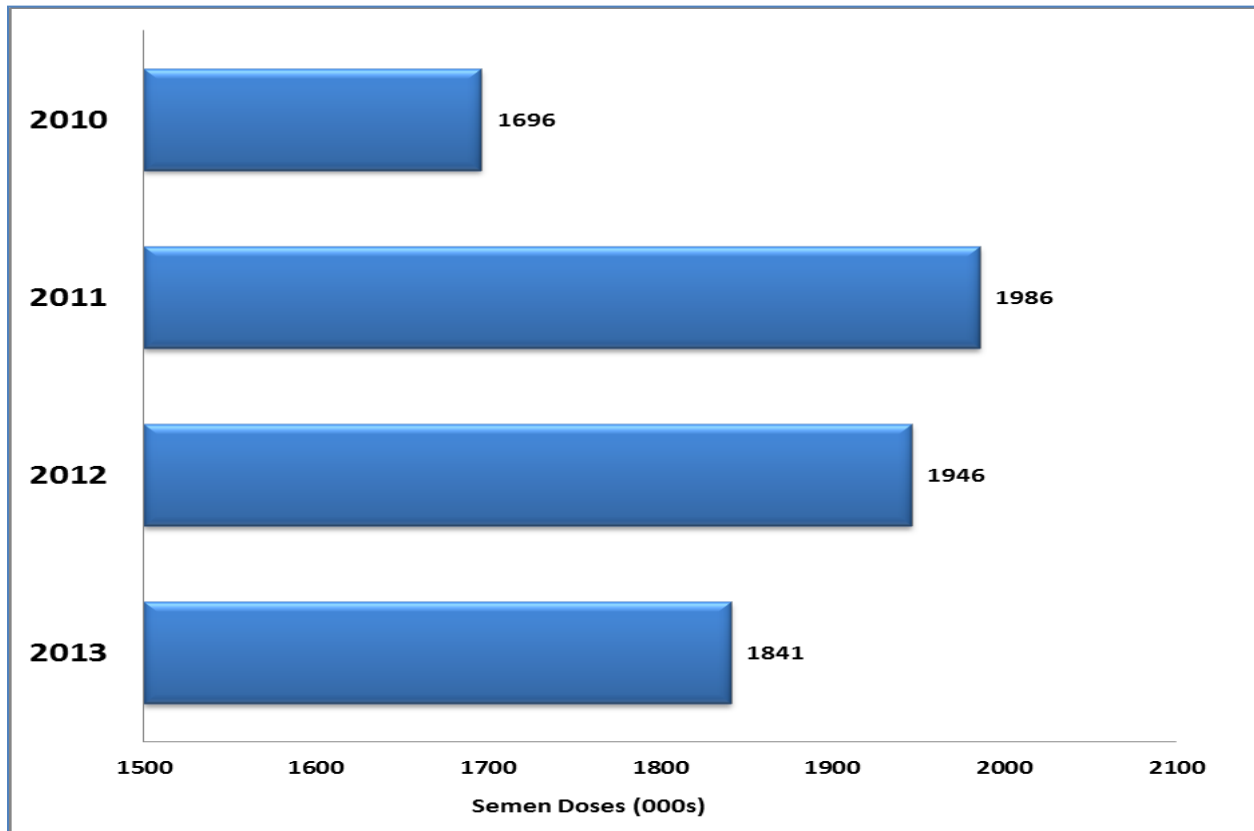
Sales period: 01 July 2012 – 30 June 2013

Survey participants:

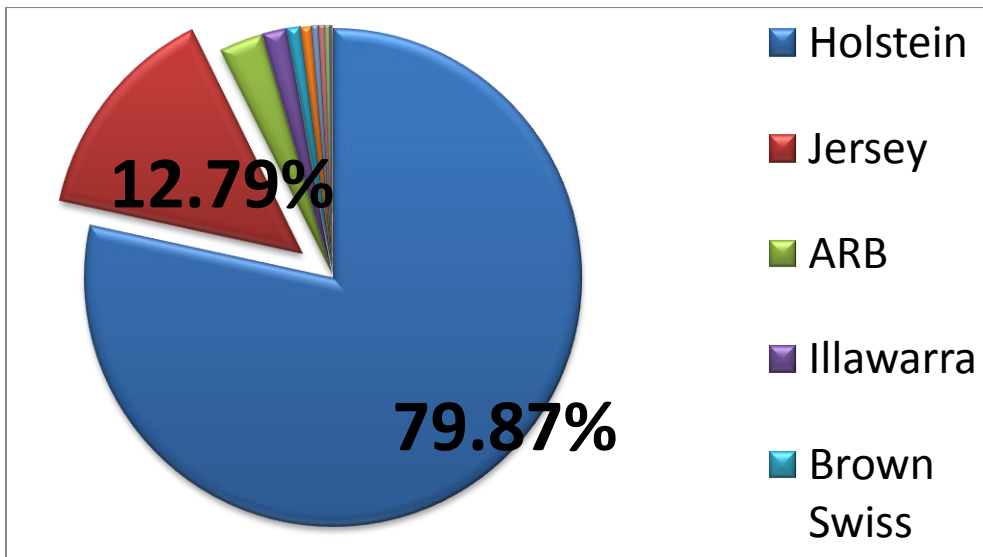
Dairy: ABS Australia, Agrigene, Alta Genetics, CRV Australia, Genetics Australia, Genervations, LIC, Semex, Sedgewick Breeding Services, and Viking Genetics.

Beef: ABS Australia, Agrigene, Alta Genetics, CRV Australia, Genetics Australia, LIC, Rocky Repro, Semex, and Sedgewick Breeding Services.

Total Dairy Semen Sales (Units)



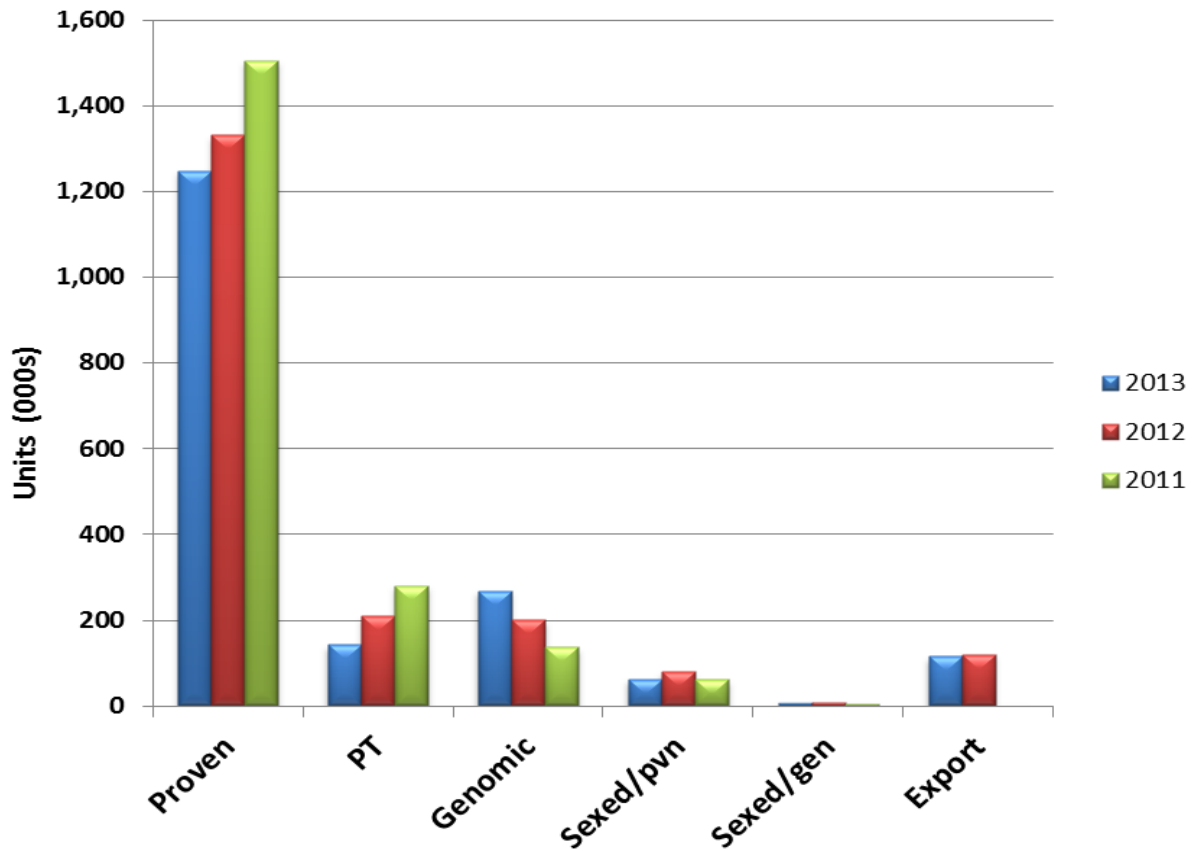
Dairy Breed Totals



Dairy Sales by Breed

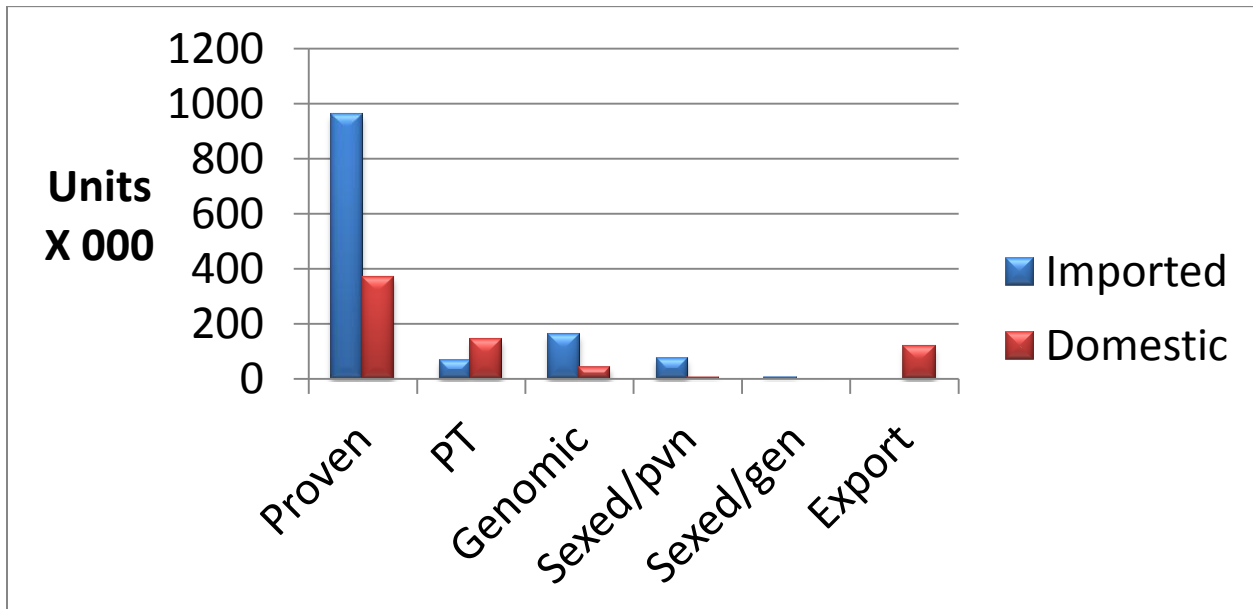
Breed	2013	2012	2011	2010
Holstein	1,470,581	1,525,776	1,530,057	1,334,892
Jersey	235,391	277,744	278,307	250,873
ARB	61,083	55,487	51,897	54,809
Illawarra	12,738	30,738	57,584	11,578
Brown Swiss	18,552	17,581	15,292	12,897
Kiwi Friesian	20,560	14,105	14,794	10,826
Ayrshire	8,530	8,692	11,734	8,841
Montbeliarde	7,563	8,106	8,556	4,322
Guernsey	3,058	5,759	5,431	4,164
Other	3,068	1,977	12,053	2,605
Total	1,841,124	1,945,965	1,985,705	1,695,807

Dairy Sales by Category



Category	2013	2012	2011
Proven	1,247,647	1,330,500	1,504,020
PT	142,381	208,392	279,387
Genomic	267,936	200,308	136,377
Sexed/pvn	62,038	79,279	60,905
Sexed/gen	6,416	8,418	5,016
Export	114,706	119,068	0*
Total	1,841,124	1,945,965	1,985,705

Dairy Semen Sales – Imported/Domestic

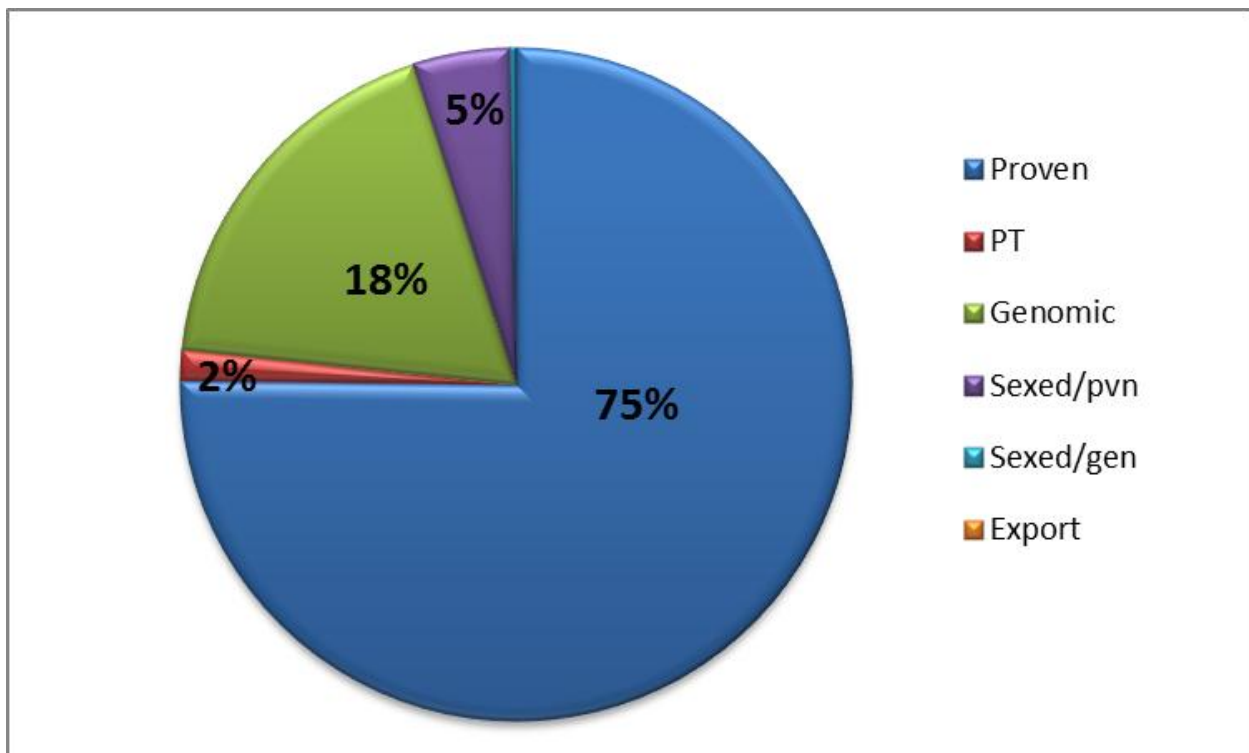


ORIGIN	CATEGORY	2013 UNITS	%AGE	2012 UNITS	%AGE	2011 UNITS	%AGE
Imported	Proven	912,850	49.6%	959,323	49.3%	944,349	47.5%
	PT/Unproven	17,812	1.0%	65,506	3.4%	53,601	2.7%
	Genomic	223,325	12.1%	159,328	8.2%	105,842	5.3%
	Sexed Proven	56,477	3.1%	73,720	3.8%	60,905	3.1%
	Sexed Genomic	3,636	0.2%	7,052	0.3%	5,016	0.3%
	Sub-Total	1,214,100	65.9%	1,264,929	65.0%	1,169,713	58.9%
Domestic	Proven	334,797	18.2%	371,177	19.1%	559,671	28.2%

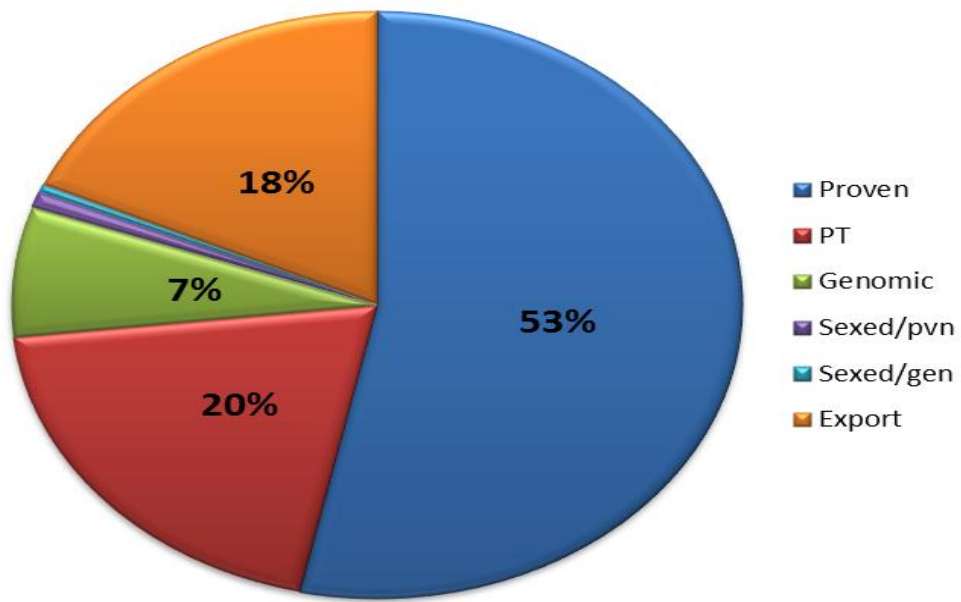
PT/Unproven	124,569	6.8%	142,886	7.3%	225,786	11.4%
Genomic	44,611	2.4%	40,980	2.1%	30,535	1.5%
Sexed Proven	5,561	0.3%	5,559	0.3%	0	0%
Sexed Genomic	2,780	0.2%	1,366	0.1%	0	0%
Export	114,706	6.2%	119,068	6.1%	n/a*	n/a*
Sub-Total	627,024	34.1%	681,036	35.0%	815,992	41.1%
TOTAL	1,841,124	100.0%	1,945,965	100.0%	1,985,705	100.0%

n/a* - category not included in 2011 survey

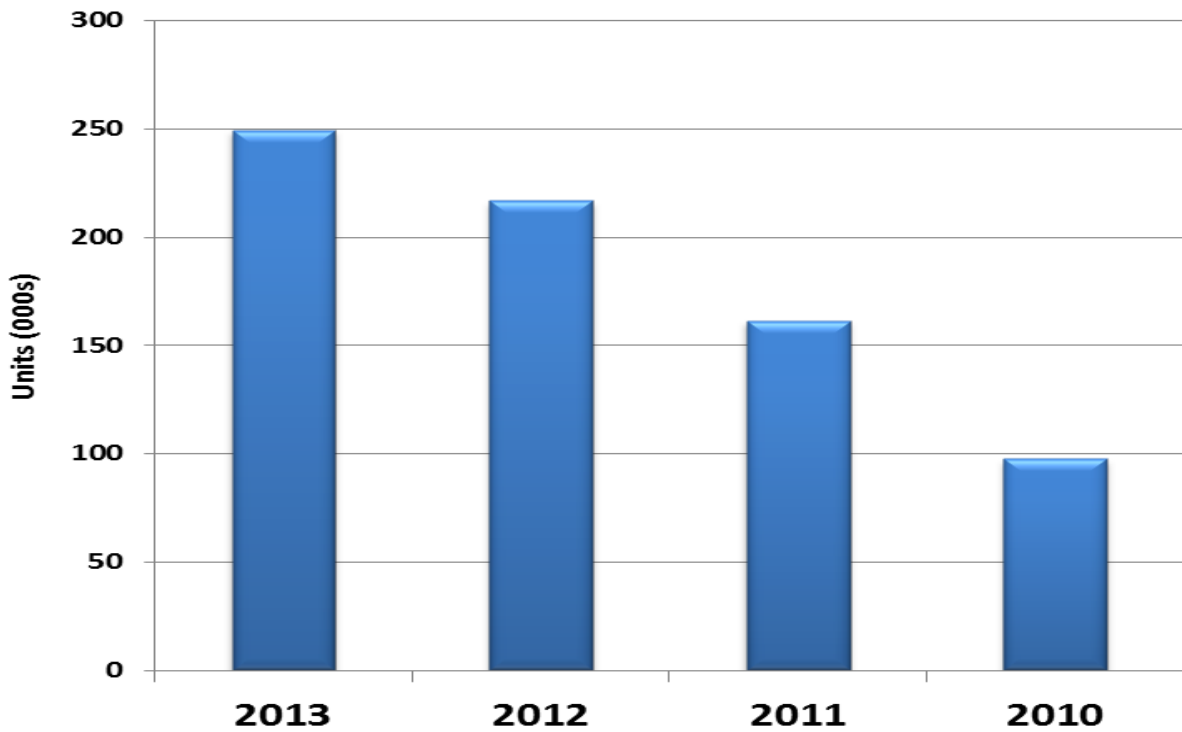
Imported Dairy by Category



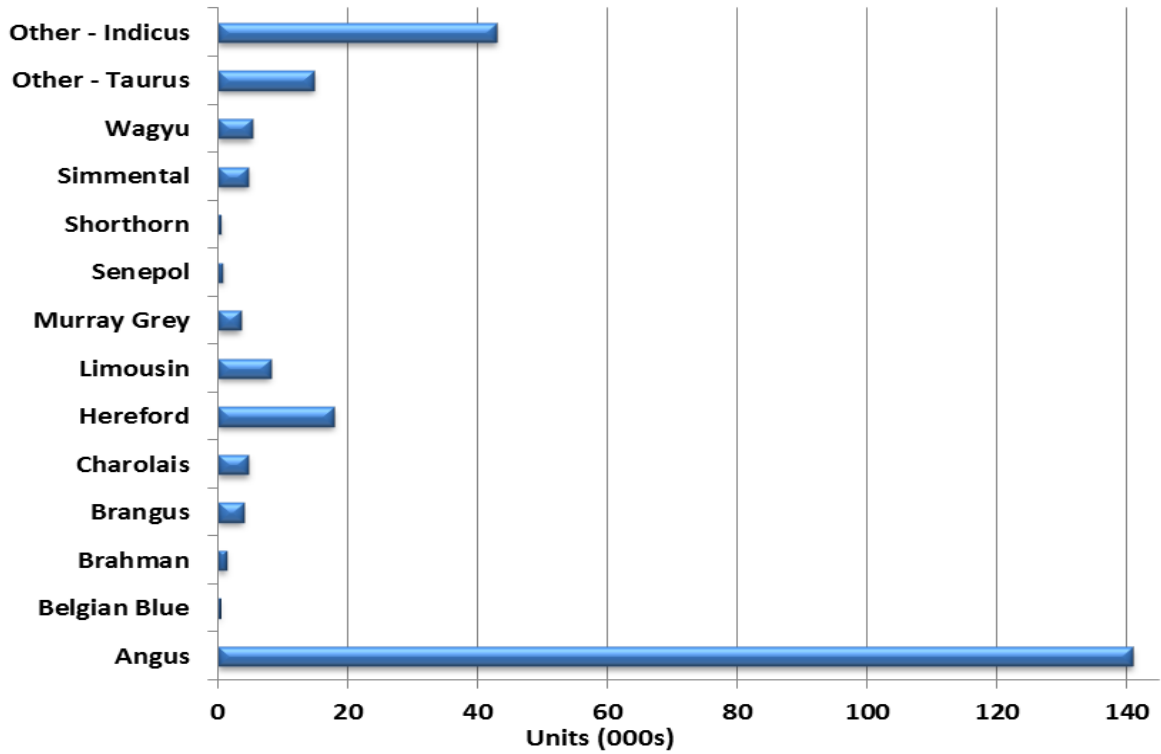
Domestic Dairy by Category



Beef Semen Sales (Units)



Beef Semen Sales by Breed



For further information contact:

Carol Millar – General Manager

National Herd Improvement Association of Australia Inc.

Tel: 03 9742 7244

Email: carol@nhia.org.au