



## Semen Market Survey 2012 Summary

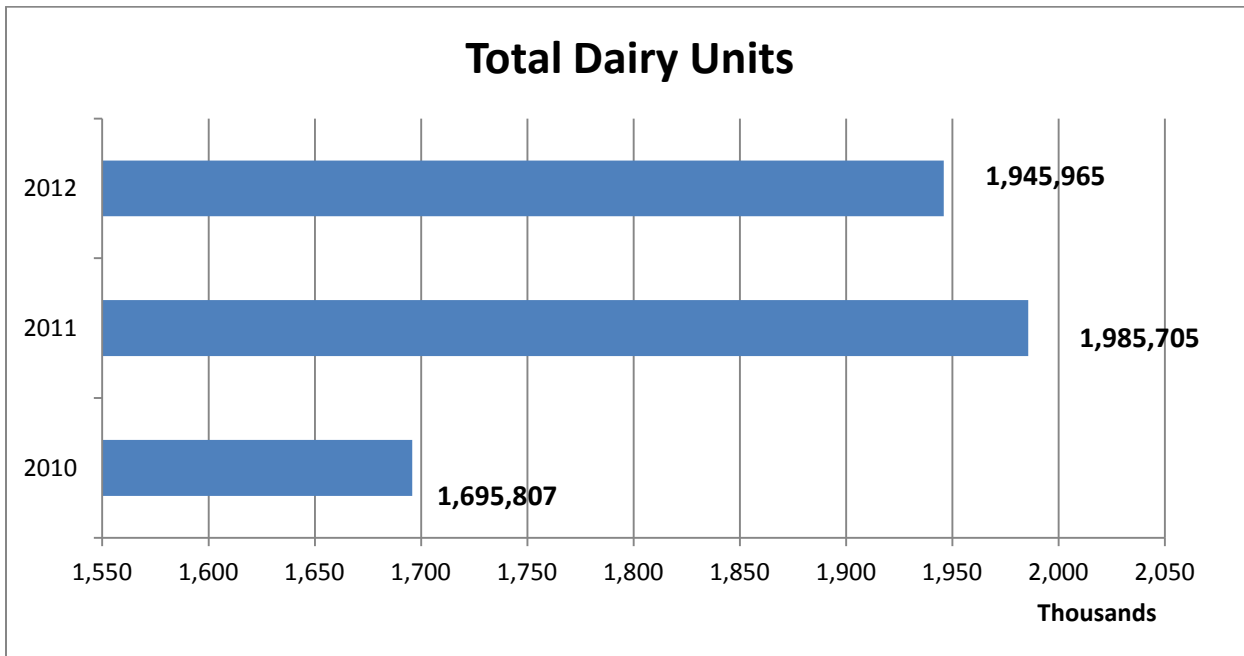
**Sales period:** 01 July 2011 – 30 June 2012

**Survey participants:**

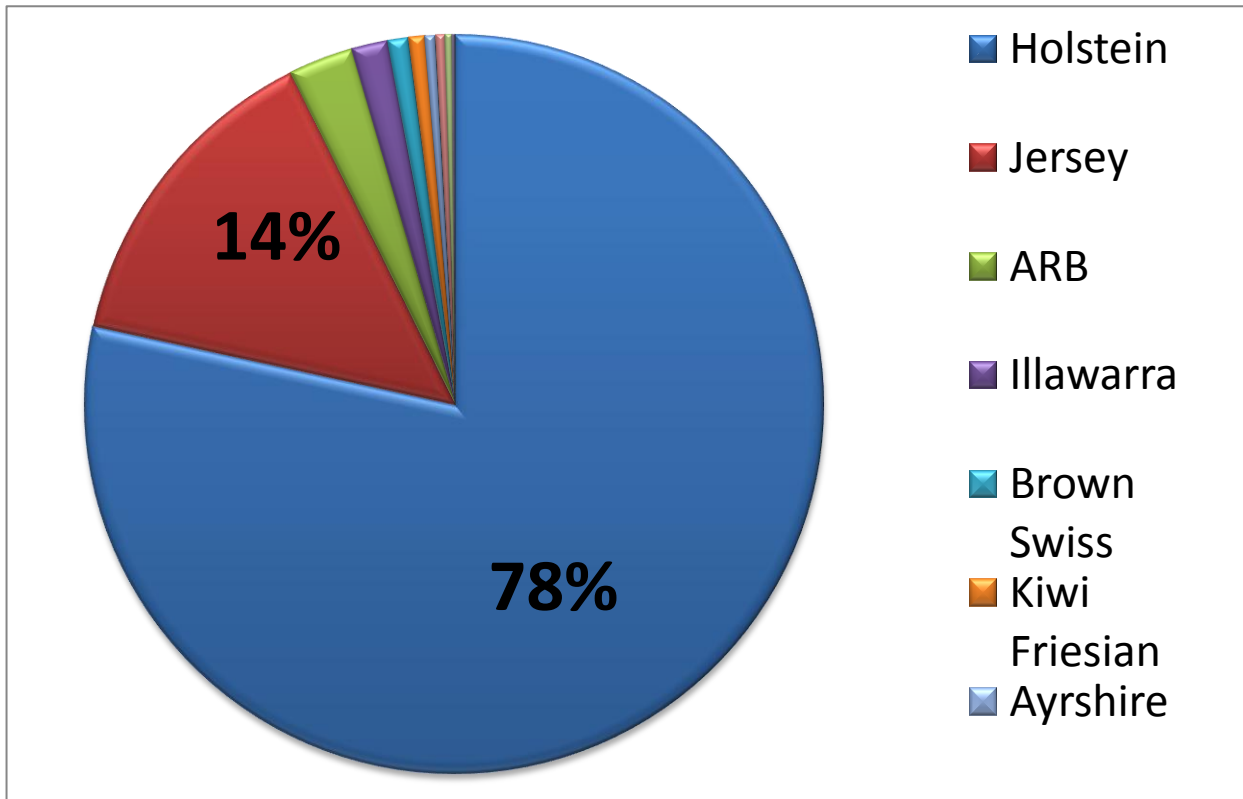
**Dairy:** ABS Australia, Agrigene, Alta Genetics, Coomboona Holsteins, CRV Australia, Genetics Australia, LIC, Northern Herd Development, Platinum Genetics, Semex, Sedgewick Breeding Services, Viking Genetics and Wyatt AB.

**Beef:** ABS Australia, Agrigene, Alta Genetics, CRV Australia, Genetics Australia, Semex, Sedgewick Breeding Services and Wyatt AB.

### Total Dairy Semen Sales (Units)

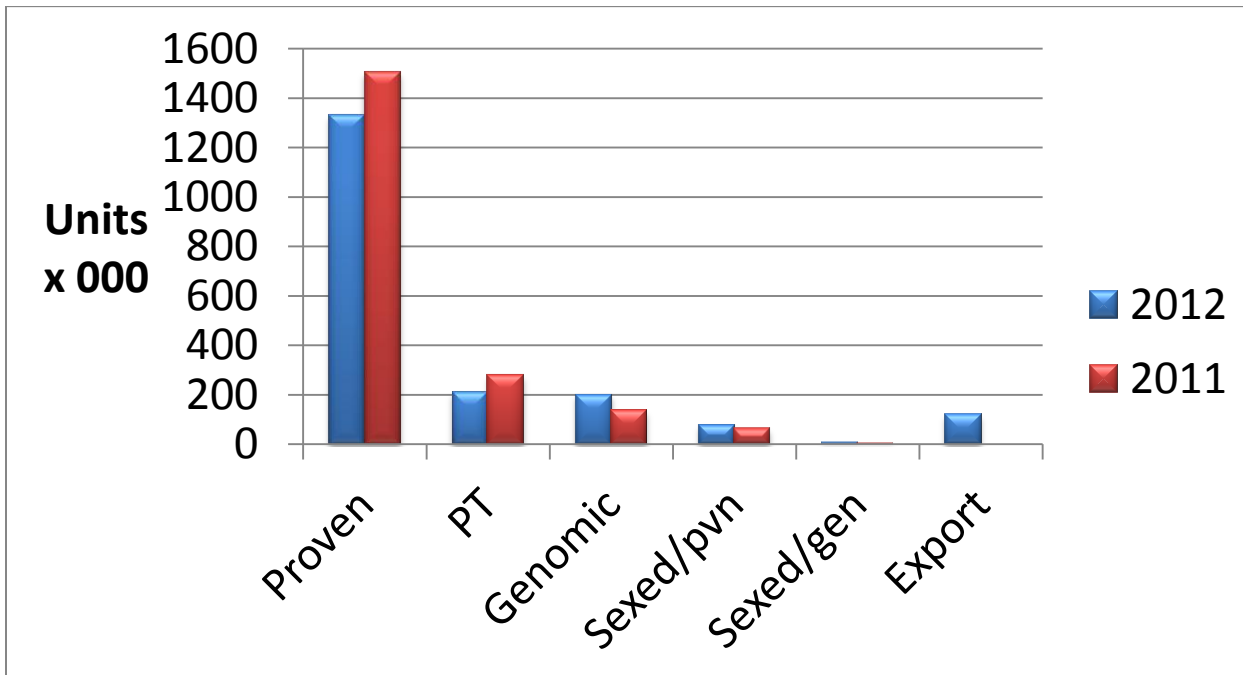


## Dairy Breed Totals



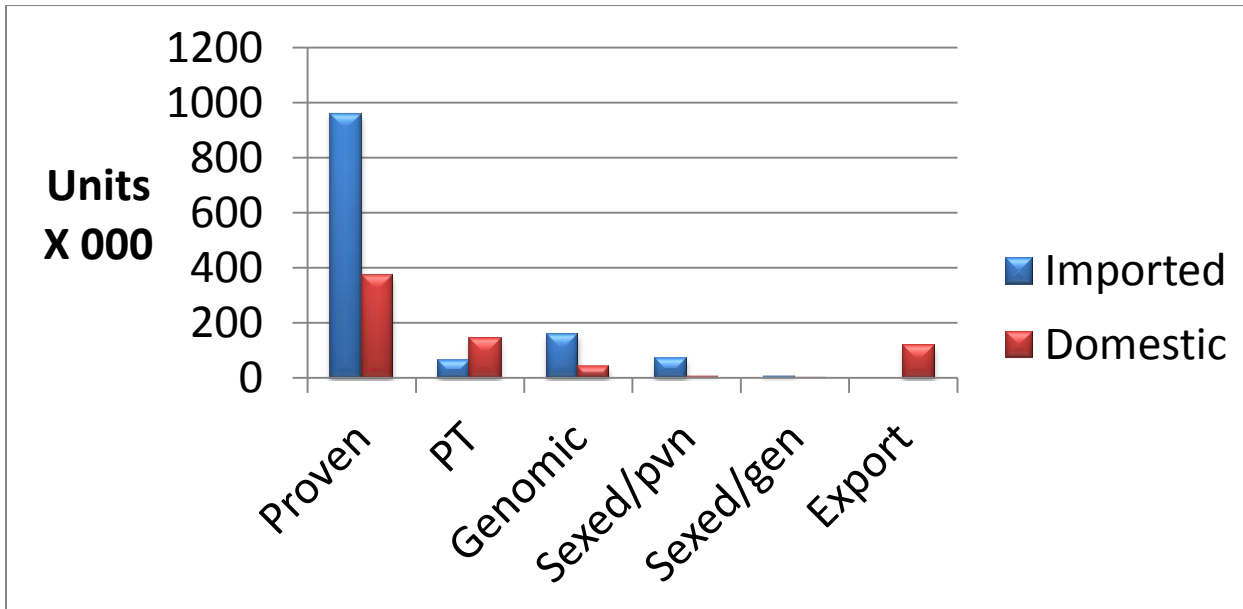
BREED	2012 UNITS	2011 UNITS	2010 UNITS
Holstein	1,525,776	1,530,057	1,334,892
Jersey	277,744	278,307	250,873
Australian Red Breed	55,487	51,897	54,809
Illawarra	30,738	57,584	11,578
Brown Swiss	17,581	15,292	12,897
Kiwi Friesian	14,105	14,794	10,826
Ayrshire	8,692	11,734	8,841
Montbeliarde	8,106	8,556	4,322
Guernsey	5,759	5,431	4,164
Other	1,977	12,053	2,605
<b>TOTAL</b>	<b>1,945,965</b>	<b>1,985,705</b>	<b>1,695,807</b>

## Dairy Sales by Category



CATEGORY	2012	2011	Difference
Proven	1,330,500	1,504,020	-173,520
PT/Unproven	208,392	279,387	-70,995
Genomic	200,308	136,377	+63,931
Sexed/proven	79,279	60,905	+18,374
Sexed/genomic	8,418	5,016	+3,402
Export	119,068	0	New category
<b>TOTAL</b>	<b>1,945,965</b>	<b>1,985,705</b>	<b>-39,740</b>

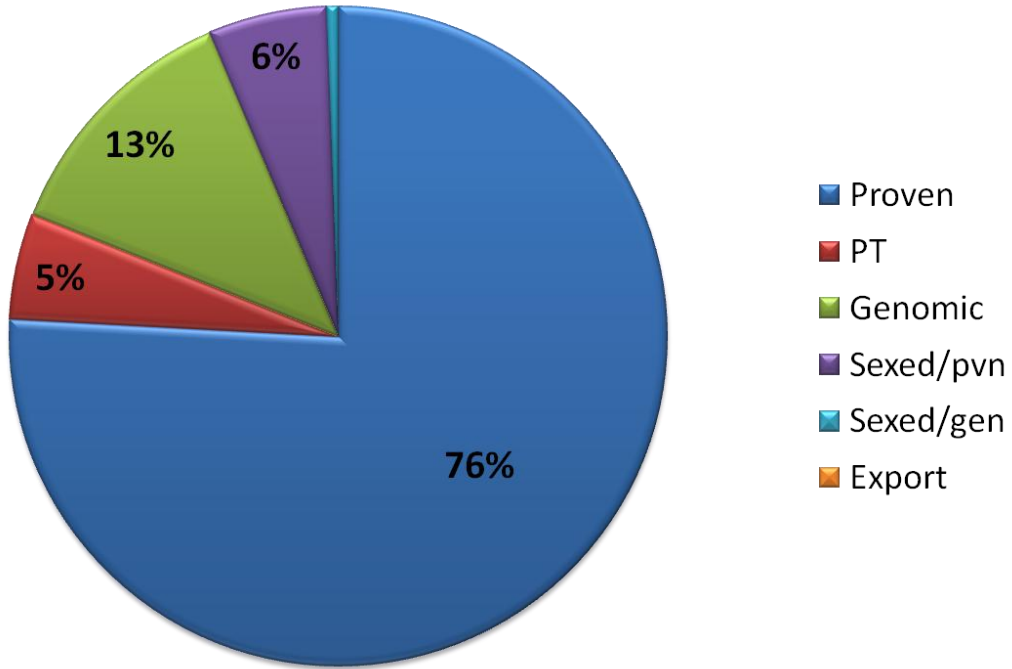
## Dairy Semen Sales – Imported/Domestic



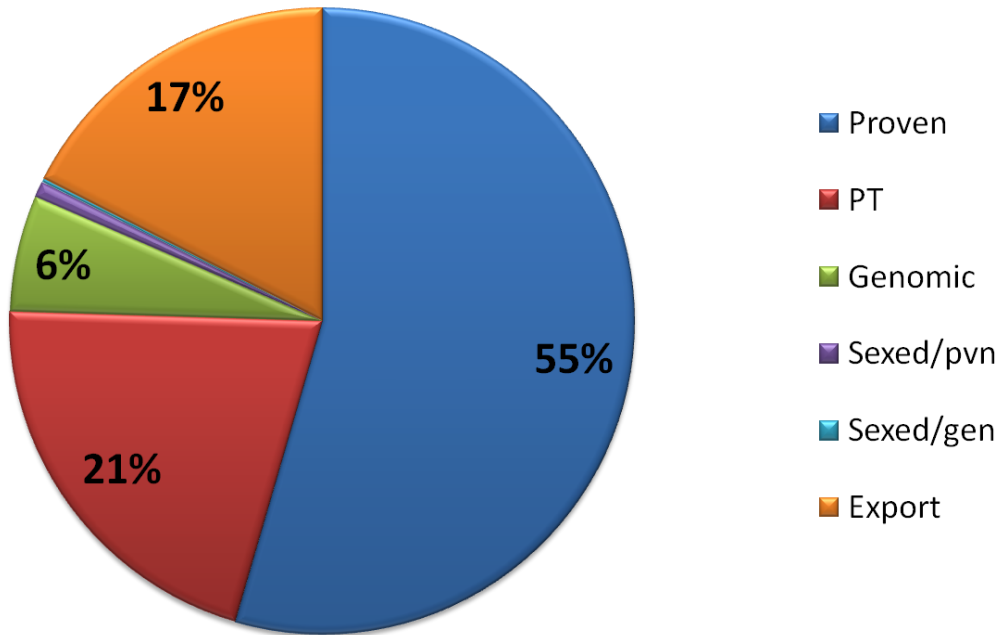
ORIGIN	CATEGORY	2012 UNITS	%AGE	2011 UNITS	% AGE
Imported	Proven	959,323	49.30%	944,349	47.56%
	PT/Unproven	65,506	3.37%	53,601	2.70%
	Genomic	159,328	8.19%	105,842	5.33%
	Sexed Proven	73,720	3.79%	60,905	3.07%
	Sexed Genomic	7,052	0.36%	5,016	0.25%
	<b>Sub-Total</b>	<b>1,264,929</b>	<b>65.00%</b>	<b>1,169,713</b>	<b>58.91%</b>
Domestic	Proven	371,177	19.07%	559,671	28.19%
	PT/Unproven	142,886	7.34%	225,786	11.37%
	Genomic	40,980	2.11%	30,535	1.54%
	Sexed Proven	5,559	0.29%	0	0.00%
	Sexed Genomic	1,366	0.07%	0	0.00%
	Export	119,068	6.12%	n/a*	n/a*
<b>Sub-Total</b>	<b>681,036</b>	<b>35.00%</b>	<b>815,992</b>	<b>41.09%</b>	
<b>TOTAL</b>	<b>1,945,965</b>	<b>100.00%</b>	<b>1,985,705</b>	<b>100.00%</b>	

n/a\* - category not included in 2011 survey

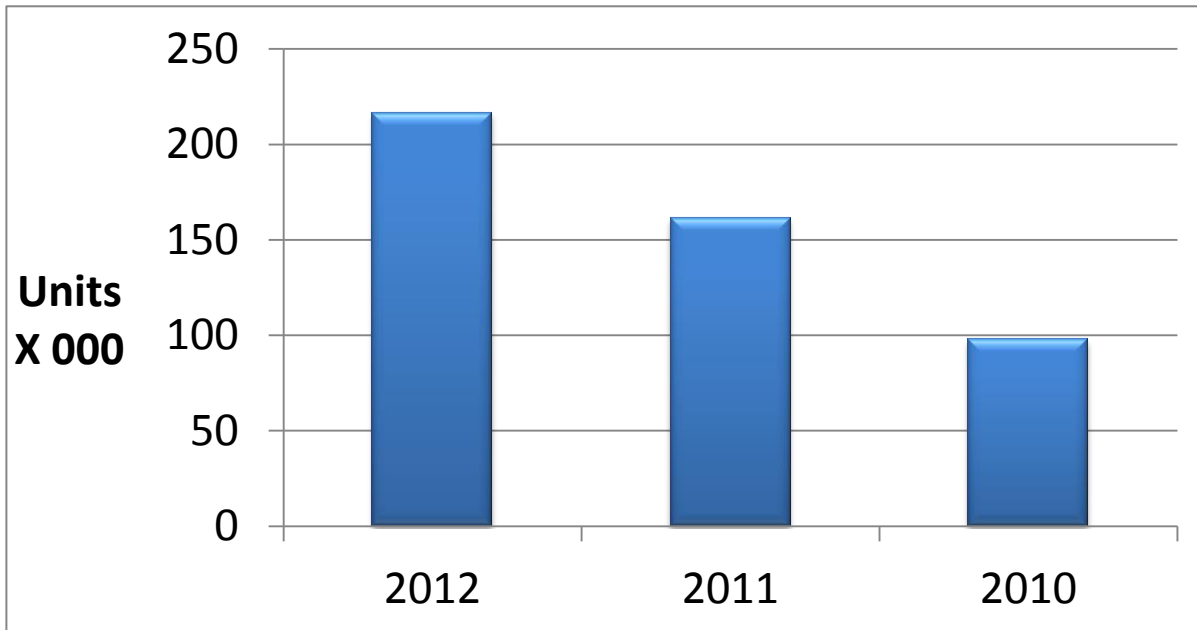
### Imported Dairy by Category



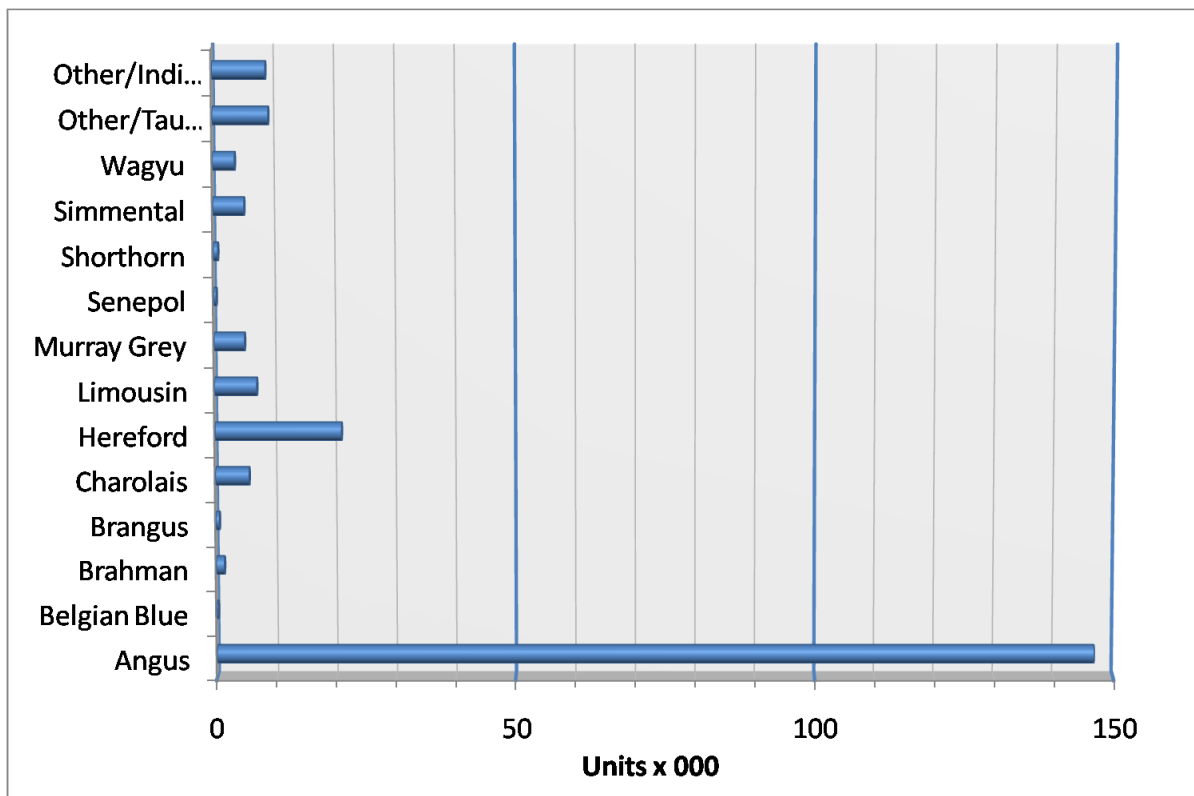
### Domestic Dairy by Category



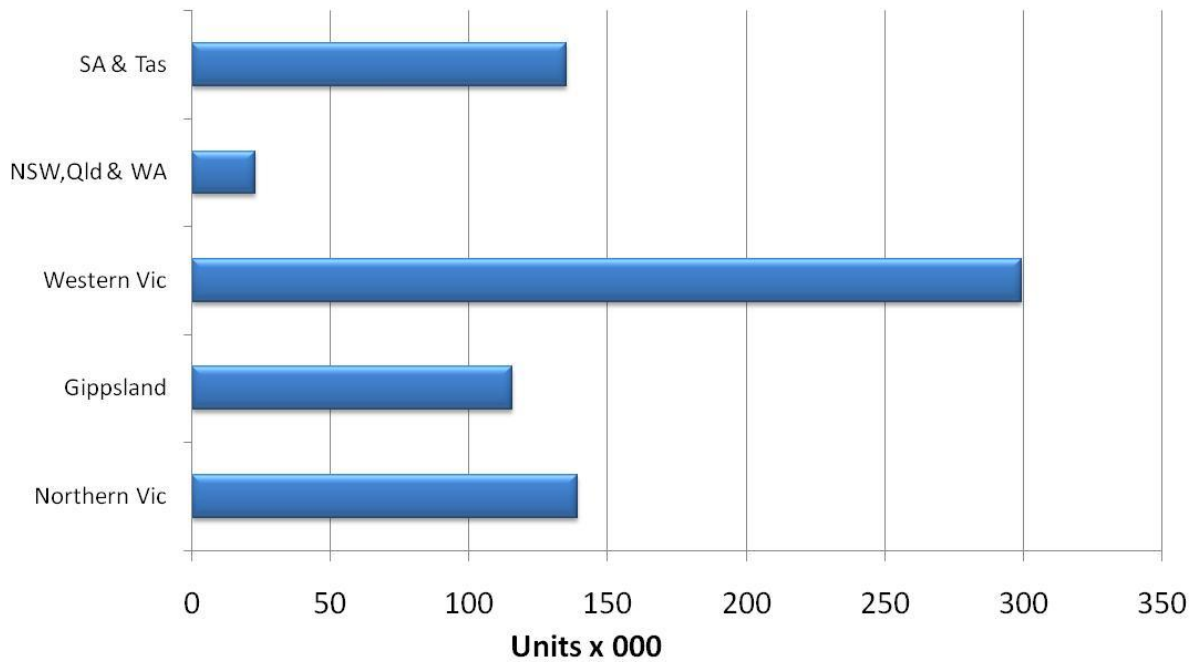
### Beef Semen Sales (Units)



### Beef Semen Sales by Breed



## Professional Inseminations



For further information contact:

Carol Millar – General Manager

National Herd Improvement Association of Australia Inc.

Tel: 03 9742 7244

Email: [carol@nhia.org.au](mailto:carol@nhia.org.au)